

# American Recovery and Reinvestment Act 2009

## State of Alabama Executive Summary Report for Reporting Period Ending March 31, 2011



Prepared by the  
Alabama Recovery Office,  
April 22, 2011

The financial information below is a reflection of the data submitted by State-funded agencies and institutions to the Alabama Department of Finance each month. Jobs data is collected quarterly.

### Alabama ARRA Funding- Executive Summary

#### Grand Totals

	Quarterly Jobs Created / Retained	Amt Awarded	Amt Received	Amt Expended
State Government Agency Grand Total	7,353.67	\$3,834,498,195.41	\$3,054,722,292.58	\$3,055,042,595.16
Public Two-Year College Grand Total	356.37	\$40,040,633.00	\$26,020,438.69	\$27,815,142.23
Public University Grand Total	1,401.24	\$323,518,854.07	\$175,202,140.64	\$184,722,331.37
<b>Alabama State Government Grand Total</b>	<b>9,111.28</b>	<b>\$4,198,057,682.48</b>	<b>\$3,255,944,871.91</b>	<b>\$3,267,580,068.76</b>

#### Top 10 ARRA Grants by Amount Awarded

Grant Title and Prime Recipient	CFDA#	Quarterly Jobs Created / Retained	Amt Awarded	Amt Received	Amt Expended
<a href="#">1. FMAP Increase (Medicaid)</a>	93.778	-	\$968,219,537.00	\$915,696,937.76	\$914,270,959.76
<a href="#">2. State Fiscal Stabilization Fund - Education (Governor's Office)*</a>	84.394	3,298.67	\$596,355,871.00	\$438,186,492.07	\$438,186,492.07
<a href="#">3. Highway Investment (Transportation)**</a>	20.205	437.07	\$513,692,083.00	\$376,558,628.00	\$372,542,945.00
<a href="#">4. Interest Free Loan for Trust Fund Deficit (Industrial Relations)</a>	N/A	-	\$230,150,078.41	\$350,000.00	\$230,150,078.41
<a href="#">8. Food Assistance Client Benefits (SNAP) (Human Resources)</a>	10.551	-	\$211,493,824.00	\$211,493,824.00	\$211,493,824.00
<a href="#">5. Individuals with Disabilities Education Act (Education)*</a>	84.391	672.75	\$181,864,783.00	\$117,651,866.90	\$122,898,614.60
<a href="#">6. Title I Grants to LEAs (Education)*</a>	84.389	986.11	\$162,969,217.00	\$119,963,653.00	\$122,512,010.60
<a href="#">7. State Fiscal Stabilization Fund - Government Services (Governor's Office)</a>	84.397	4,498.50	\$132,685,536.00	\$126,274,633.00	\$126,274,633.00
<a href="#">9. Weatherization Formula Grants (ADECA)</a>	81.042	209.20	\$72,100,599.00	\$35,434,606.00	\$35,383,464.00
<a href="#">10. State Energy Program Formula Grants (ADECA)</a>	81.041	4.33	\$55,570,000.00	\$32,011,505.00	\$32,011,655.00

#### Top 10 ARRA Grants by Amount Expended

Grant Title and Prime Recipient	CFDA#	Quarterly Jobs Created / Retained	Amt Awarded	Amt Received	Amt Expended
<a href="#">1. FMAP Increase (Medicaid)</a>	93.778	-	\$968,219,537.00	\$915,696,937.76	\$914,270,959.76
<a href="#">2. Highway Investment (Transportation)**</a>	20.205	437.07	\$513,692,083.00	\$376,558,628.00	\$372,542,945.00
<a href="#">4. State Fiscal Stabilization Fund - Education (Governor's Office)</a>	84.394	3,298.67	\$596,355,871.00	\$438,186,492.07	\$438,186,492.07
<a href="#">3. Interest Free Loan for Trust Fund Deficit (Industrial Relations)</a>	N/A	-	\$230,150,078.41	\$230,150,078.41	\$230,150,078.41
<a href="#">5. Food Assistance (SNAP) Client Benefits (Human Resources)</a>	10.551	-	\$211,493,824.00	\$211,493,824.00	\$211,493,824.00
<a href="#">6. State Fiscal Stabilization Fund - Government Services (Governor's Office)</a>	84.397	4,498.50	\$132,685,536.00	\$126,274,633.00	\$126,274,633.00
<a href="#">7. Title I Grants to LEAs (Education)*</a>	84.389	986.11	\$162,969,217.00	\$119,963,653.00	\$122,512,010.60
<a href="#">8. Individuals with Disabilities Education Act (Education)*</a>	84.391	672.75	\$181,864,783.00	\$117,651,866.90	\$122,898,614.60
<a href="#">9. Child Care &amp; Development Fund (Human Resources)</a>	93.713	0.00	\$38,470,990.00	\$35,759,453.00	\$35,766,428.00
<a href="#">10. Weatherization Formula Grants (ADECA)</a>	81.042	132.73	\$72,100,599.00	\$35,434,606.00	\$35,383,464.00

\*Amount Expended exceeds Amount Received because grant funding is received on a reimbursement basis.

\*\*Highway Investment Amount Received/Invoiced is as of 1/31, figure will be updated when information is available

## Alabama ARRA Funding Notes

### Notes

Per revised federal guidance, jobs created/retained are quarterly figures while amounts awarded, received and expended are cumulative for the life of the Recovery Act grant/program. Amounts awarded, received/invoiced, and expended will be updated monthly to reflect cumulative totals through the last day of the preceding month.

Jobs created/retained will be updated:

January 2010: October-December 2009 quarterly data

July 2010: April-June 2010 quarterly data

January 2011: October-December 2010 quarterly data

July 2011: April-June 2011 quarterly data

April 2010: January-March 2010 quarterly data

October 2010: July-September 2010 quarterly data

April 2011: January-March 2011 quarterly data

October 2011: July-September 2011 quarterly data

Amount Expended exceeds Amount Received on many grants because federal funding is received on a reimbursement basis.

### Definitions

#### Amount Awarded

The total dollar amount of ARRA funds that an agency/institution is expecting to receive over the life of the grant/program.

#### Amount Received or Invoiced

The total cumulative dollar amount of ARRA funds received through draw-down, reimbursement or invoice.

#### Amount Expended

The total cumulative dollar amount of ARRA funds that the agency/institution has spent for the grant/program at the time of this report.

#### Quarterly Jobs Created/Retained

Quarterly Jobs Created/Retained are calculated by dividing the total number of hours worked and funded by the Recovery Act during the reporting quarter by the total number of hours in a full-time work schedule during the quarter. This yields the total number of full-time equivalent jobs (FTE) funded by the Recovery Act during the reporting quarter, but does not reflect jobs created/retained in previous quarters (or the lack thereof). Due to numerous changes in federal guidance on reporting jobs since the Recovery Act was passed the State of Alabama cannot accurately calculate the total number of jobs created/retained by Recovery Act funding over the lifetime of the Act.

#### Performance Metrics



The State Recovery Office reports performance measures established by the state agencies that receive Recovery dollars in order to provide a more comprehensive view of results-based information. Accountability and transparency remain trademarks for our state with respect to the Recovery Act as well as all other public reporting. Providing information to the public that goes above and beyond the data submitted to the Federal agencies each quarter is a goal for the State Recovery Office. Along with the performance measures reported, you may also find information about jobs created/retained for each grant as well as a comparison of ARRA to non-ARRA funding for each program reported.

Alabama's performance measures fall into seven categories closely related to the purposes of the Recovery Act: Public Safety, Energy, Transportation, Workforce, Health and Human Services, Housing, and Environment. The State Recovery Office will regularly update this information and continue to provide additional measures as they become available from the agencies and institutions.

[Click here](#) to visit Performance Metrics on Alabama Stimulus Recovery Website.


## Alabama ARRA Funding- Table of Contents

### Table of Contents

5	ARRA Funding by Category	22	Central Alabama Community College Chattahoochee Valley Community College
6	ARRA Funding by Recipient - Agencies		Drake State Technical College
7-8	ADECA (Alabama Department of Economic and Community Affairs)		Enterprise State Community College
9	Administrative Office of the Courts		Faulkner State Community College
	Agriculture and Industries		Gadsden State Community College
	Coalition Against Domestic Violence	23	Ingram State Technical College
10	Conservation		Jefferson Davis Community College
	Corrections		Jefferson State Community College
	Council on the Arts	24	Lawson State Community College
	Crime Victims Compensation Commission		Lurleen B. Wallace Community College
11	Criminal Justice Information Center		Marion Military Institute
	Dauphin Island Sea Lab / Marine Environmental Science Consortium		Northeast Alabama Community College
	Education		Northwest-Shoals Community College
	Education Jobs Fund	25	Reid State Technical College
12	Environmental Management		Shelton State Technical College
	Forestry Commission		Snead State Technical College
	Geological Survey		Southern Union State Community College
13	Governor's Office of Faith-Based and Community Initiatives		Trenholm State Technical College
	Housing Finance Authority	26	Wallace State Comm. College (Dothan)
	Human Resources		Wallace State Comm. College (Hanceville)
14	Industrial Relations		Wallace State Comm. College (Selma)
	Institute for the Deaf and Blind	27	<i>ARRA Funding by Recipient - Public Universities</i>
	Medicaid		Alabama A&M University
15	Mental Health		Alabama State University
	Military		Athens State University
	Postsecondary Education	25-27	Auburn University
	Prosecution Services	30-31	Jacksonville State University
16	Public Health		Troy State University
	Public Safety		University of Alabama
	Public Service Commission	32-41	University of Alabama at Birmingham
17	Rehabilitation Services	42	University of Alabama in Huntsville
	Senior Services		University of Montevallo
18-19	State Fiscal Stabilization Fund	43	University of North Alabama
20	Transportation		University of South Alabama
	Youth Services	44	University of West Alabama
		45	<i>Appendix A: Definitions</i>
21	<i>ARRA Funding by Recipient - Public Two-Year Colleges</i>		
	Alabama Southern Community College	46-60	<i>Appendix B: Job Descriptions</i>
	Bevill State Community College		
	Bishop State Community College		
	Calhoun Community College		

### Alabama ARRA Funding- By Category

## Alabama ARRA Funding Awarded by Category



### ARRA Funding Awarded, Received and Expended by Category

Category	Amt Awarded	Amt Received	Amt Expended
<b>Education</b> All Higher Education Funding, Education Technology, Homeless Children & Youths Program, IDEA, National Endowment for the Arts, NIH and NSF Research, Scholarships, Special Education, SFSF - Education, Title I Grants	\$1,146,393,592 27.37%	\$534,062,956 17.51%	\$555,762,834 18.15%
<b>Energy</b> Energy Efficiency and Conservation Block Grants, Energy Efficiency and Renewable Energy Programs, Energy Efficient Appliance Rebate Program, State Energy Assurance Initiative, State Energy Program, Weatherization	\$149,471,541 3.57%	\$75,318,318 2.47%	\$75,281,384 2.46%
<b>Environment</b> Brownfields, Clean Water & Drinking Water Revolving Loans, Coastal Alabama Economic Recovery and Ecological Restoration, Cogongrass Removal, Longleaf Restoration, State Clean Diesel Grant Program	\$84,591,905 2.02%	\$67,188,432 2.20%	\$68,280,416 2.23%
<b>Health and Human Services</b> Child Care and Development Fund, Community Services Block Grants, Food Assistance (SNAP), Increased FMAP Percentage, Senior Nutrition Program, TANF, WIC	\$1,319,560,629 31.51%	\$1,245,646,800 40.83%	\$1,243,954,856 40.63%
<b>Housing</b> Community Development Block Grants, Homeless Prevention & Rapid Re-Housing Program, Strengthening Communities Fund, TCAP, TCEP	\$248,420,467 5.93%	\$69,163,865 2.27%	\$61,694,072 2.02%
<b>Public Safety</b> Assistance to Rural Law Enforcement, Edward Byrne Memorial JAG, Internet Crimes Against Children, Military Facilities Sustainment, Restoration and Modernization, Port Security Grant Program, SFSF - Government, Victim Assistance, Victim Compensation, Violence Against Women Act	\$152,521,331 3.64%	\$148,566,706 4.87%	\$148,564,717 4.85%
<b>Transportation &amp; Infrastructure</b> Highway Investment, State Broadband Data and Development Program, Transit Capital Assistance and Capital Investment	\$546,073,444 13.04%	\$390,946,264 12.81%	\$386,923,684 12.64%
<b>Workforce</b> AmeriCorps State Programs, Expansion of Trade Adjustment Assistance, Extension of and Increase in Unemployment Compensation Benefits, Senior Community Service Employment Program, State Unemployment Insurance and Employment Service Operations, Workforce Investment Act	\$540,835,676 12.91%	\$519,813,604 17.04%	\$520,951,081 17.02%
<b>Total</b>	<b>\$4,187,868,585</b>	<b>\$3,050,706,945</b>	<b>\$3,061,413,044</b>

The financial information below is a reflection of the data submitted by State-funded agencies and institutions to the Alabama Department of Finance each month. Jobs data is collected quarterly.

**New Grants for May 2011 Reporting Period**

**State Agencies**

None

**Public Universities**







**Troy University**

Grant Title	CFDA#	Quarterly Jobs		Amt Awarded	Amt Received	Amt Expended
		Created /	Retained			
<a href="#">Elearning for Educators &amp; Education Technology</a>	S 84.386A	0.00		\$40,000.00	\$9,985.00	\$20,182.00



**University of Alabama Birmingham**

Grant Title	CFDA#	Quarterly Jobs		Amt Awarded	Amt Received	Amt Expended
		Created /	Retained			
<a href="#">A PILOT STUDY TO DETERMINE THE SAFETY OF ARGATROBAN INJECTION IN COMBINATION WITH RT-PA IN PATIENTS WITH ACUTE ISCHEMIC STROKE</a>	S 93.701	-		\$24,533.00	\$0.00	\$0.00
<a href="#">COMPONENT I ADPH Tobacco Prevention and Control Branch Contract</a>	S 93.723	-		\$0.00	\$0.00	\$0.00
<a href="#">HO-1 AND GRANULOMA FORMATION IN TB PLEURISY</a>	93.701	1.27		\$330,494.00	\$0.00	\$105,933.97
<a href="#">INTERNATIONAL MATERNAL PEDIATRIC ADOLESCENT AIDS CLINICAL TRIALS GROUP (IMPAACT)</a>	S 93.701	-		\$488,236.00	\$390,589.00	\$0.00




S - Subgrant of state agency (not counted twice in totals)  
Dash in jobs column indicates job reporting not required.

Alabama ARRA Funding- State Government Agencies						
ADECA (Alabama Department of Economic and Community Affairs)						
Grant Title	CFDA#	Quarterly Jobs Created / Retained	Amt Awarded	Amt Received	Amt Expended	
<a href="#">Alabama On-the-Job Training National Emergency Grant ARRA Funded</a>	17.260	0.18	\$1,444,144.00	\$56,365.00	\$52,529.00	
<a href="#">Community Development Block Grant</a> 	14.255	0.82	\$7,049,436.00	\$6,515,942.00	\$6,516,151.00	
<a href="#">Community Services Block Grant</a>	93.710	376.27	\$18,335,466.00	\$17,294,426.00	\$17,294,426.00	
<a href="#">Connecting Alabama: Boosting Broadband to Bridge the Digital Divide</a>	11.557	0.00	\$1,181,348.00	\$0.00	\$0.00	
<a href="#">Edward Byrne Memorial Formula Grant</a>	16.803					
<a href="#">ADECA and/or Non-State Subrecipients</a>	-	3.23	\$11,686,982.00	\$10,406,056.00	\$10,406,200.00	
<a href="#">Corrections Subgrant</a>	-	0.00	\$6,524,937.00	\$6,524,937.00	\$6,524,937.00	
<a href="#">Prosecution Services Subgrant</a>	-	0.00	\$500,000.00	\$500,000.00	\$500,000.00	
<b>Grant Total</b>	-	<b>3.23</b>	<b>\$18,711,919.00</b>	<b>\$17,430,993.00</b>	<b>\$17,431,137.00</b>	
<a href="#">Energy Efficiency and Conservation Block Grants</a> 	81.128	19.20	\$10,350,200.00	\$2,149,584.00	\$2,185,468.00	
<a href="#">Energy Efficiency &amp; Renewable Energy - Reducing Industrial Energy Use in Alabama</a>	81.119					
<a href="#">ADECA and/or Non-State Subrecipients</a>	-	-0.16	\$230,000.00	\$113,536.99	\$113,536.99	
<a href="#">University of Alabama Subgrant</a>	-	2.37	\$120,000.00	\$103,816.01	\$103,816.01	
<b>Grant Total</b>	-	<b>2.21</b>	<b>\$350,000.00</b>	<b>\$217,353.00</b>	<b>\$217,353.00</b>	
<a href="#">Energy Efficient Appliance Rebate Program</a> 	81.127	0.65	\$4,473,000.00	\$4,122,741.00	\$4,122,741.00	
<a href="#">Homeless Prevention and Rapid Re-Housing Program</a> 	14.257					
<a href="#">ADECA and/or Non-State Subrecipients</a>	-	57.38	\$12,328,942.00	\$8,398,986.25	\$8,378,181.98	
<a href="#">Coalition Against Domestic Violence Subgrant</a>	-	6.37	\$1,000,000.00	\$671,853.75	\$692,458.02	
<b>Grant Total</b>	-	<b>63.75</b>	<b>\$13,328,942.00</b>	<b>\$9,070,840.00</b>	<b>\$9,070,640.00</b>	
<a href="#">National Emergency Grant - Alabama Region 9 REI - Dislocated Workers</a>	17.260	0.13	\$867,015.00	\$99,883.00	\$98,055.00	
<a href="#">State Broadband Data and Development Program</a>	11.558	3.53	\$4,874,142.00	\$1,005,583.00	\$998,686.00	
<a href="#">State Energy Assurance Initiative</a>	81.122	1.77	\$627,742.00	\$100,367.00	\$100,367.00	
<a href="#">State Energy Program Formula Grants</a> 	81.041					
<a href="#">ADECA and/or Non-State Subrecipients</a>	-	23.24	\$34,406,724.00	\$29,590,142.00	\$28,187,044.00	
<a href="#">Corrections Subgrant</a>	-	5.00	\$20,965,000.00	\$2,421,363.00	\$3,824,611.00	
<a href="#">UAH Subgrant</a>	-	2.39	\$600,000.00	\$342,225.85	\$396,616.13	
<a href="#">Alabama Institute for Deaf and Blind</a>	-	0.00	\$198,276.00	\$0.00	\$0.00	
<b>Grant Total</b>	-	<b>28.24</b>	<b>\$55,570,000.00</b>	<b>\$32,011,505.00</b>	<b>\$32,011,655.00</b>	
<a href="#">State Energy Sector Partnership (SESP) and Training Grant</a> 	17.275					
<a href="#">ADECA and/or Non-State Subrecipients</a>	-	4.04	\$4,873,369.00	\$551,012.62	\$539,415.62	
<a href="#">Drake State Technical College</a>	-	0.00	\$458,300.00	\$2,113.00	\$2,797.00	
<a href="#">University of Alabama Subgrant</a>	-	0.00	\$118,600.00	\$0.00	\$0.00	
<a href="#">Wallace State CC (Hanceville)</a>	-	3.00	\$549,731.00	\$87,955.38	\$87,955.38	
<b>Grant Total</b>	-	<b>7.04</b>	<b>\$6,000,000.00</b>	<b>\$641,081.00</b>	<b>\$630,168.00</b>	
SFSF Government Services Allocation	S 84.397	114.40	\$2,000,000.00	\$2,000,000.00	\$2,000,000.00	
<a href="#">Victims of Crime Act (VOCA) Victim Assistance Formula Grant</a>	16.801					
<a href="#">ADECA and/or Non-State Subrecipients</a>	-	3.35	\$801,476.00	\$801,475.00	\$801,475.00	
<a href="#">Troy University Subgrant</a>	-	0.00	\$6,524.00	\$6,524.00	\$6,524.00	
<b>Grant Total</b>	-	<b>3.35</b>	<b>\$808,000.00</b>	<b>\$807,999.00</b>	<b>\$807,999.00</b>	

**Alabama ARRA Funding- State Government Agencies**

<b>Violence Against Women Act (VAWA) Services Training Officers &amp; Prosecutors</b>		16.588				
<a href="#">ADECA and/or Non-State Subrecipients</a>		-	20.29	\$1,819,554.00	\$1,293,052.71	\$1,286,991.58
<i>Admin. Office of the Courts Subgrant</i>		-	2.00	\$111,043.00	\$111,043.00	\$111,043.00
<a href="#">Coalition Against Domestic Violence Subgrant</a>		-	1.12	\$89,274.00	\$74,277.57	\$88,690.76
<i>Prosecution Services Subgrant</i>		-	2.45	\$201,000.00	\$158,244.72	\$149,899.66
<b>Grant Total</b>		-	<b>25.86</b>	<b>\$2,220,871.00</b>	<b>\$1,636,618.00</b>	<b>\$1,636,625.00</b>
<b>Weatherization Formula Grants</b>		81.042	132.73	\$72,100,599.00	\$35,434,606.00	\$35,383,464.00

**ADECA (Alabama Department of Economic and Community Affairs) [Continued]**

Grant Title	CFDA#	Quarterly Jobs Created / Retained	Amt Awarded	Amt Received	Amt Expended	
<b>Workforce Investment Act</b>						
<a href="#">WIA - Adult Program</a>		17.258	5.40	\$5,103,029.00	\$5,041,352.00	\$5,041,352.00
<a href="#">WIA - Dislocated Workers Program</a>		17.260	15.12	\$13,193,657.00	\$10,140,176.00	\$10,006,202.00
<a href="#">WIA - Youth Program</a>		17.259	0.00	\$11,647,403.00	\$10,725,722.00	\$10,652,253.00
<b>WIA Total</b>			<b>20.52</b>	<b>\$29,944,089.00</b>	<b>\$25,907,250.00</b>	<b>\$25,699,807.00</b>
<a href="#">ADECA and/or Non-State Subrecipients</a>			-33.73	\$16,253,420.02	\$16,458,168.84	\$16,136,439.08
<i>Alabama Southern CC Subgrant I</i>			1.00	\$366,810.38	\$291,280.79	\$291,280.79
<i>Alabama Southern CC Subgrant II</i>			1.00	\$399,000.00	\$370,312.81	\$396,428.24
<a href="#">Bevill State CC Subgrant I</a>			0.00	\$259,607.00	\$185,734.96	\$185,734.96
<a href="#">Bevill State CC Subgrant II</a>			0.00	\$360,640.00	\$104,717.31	\$138,377.89
<a href="#">Calhoun CC Subgrant</a>			0.00	\$145,914.00	\$0.00	\$0.00
<a href="#">Chattahoochee Valley CC Subgrant</a>			1.00	\$50,881.00	\$29,928.00	\$29,928.00
<a href="#">Ingram State Technical College Subgrant</a>			1.25	\$106,701.00	\$86,776.00	\$86,776.00
<a href="#">Jefferson State CC Subgrant</a>			0.00	\$189,507.00	\$165,037.73	\$171,516.41
<a href="#">Lurleen B. Wallace CC Subgrant</a>			30.00	\$111,226.00	\$109,148.51	\$109,148.51
<a href="#">Northeast Alabama CC Subgrant I</a>			5.00	\$67,344.00	\$29,119.47	\$30,589.83
<a href="#">Northeast Alabama CC Subgrant II</a>			3.00	\$120,066.00	\$46,100.00	\$52,687.00
<a href="#">Postsecondary Education Subgrant I</a>			0.00	\$6,988,809.00	\$6,337,354.06	\$6,337,354.06
<a href="#">Postsecondary Education Subgrant II</a>			0.00	\$2,700,000.00	\$200,000.00	\$200,000.00
<a href="#">Snead State Technical College Subgrant</a>			3.00	\$114,678.00	\$110,040.00	\$110,040.00
<a href="#">Southern Union State CC Subgrant II</a>			2.00	\$150,337.60	\$97,550.21	\$104,376.89
<a href="#">Southern Union State CC Subgrant III</a>			0.00	\$192,410.00	\$144,045.58	\$144,045.58
<a href="#">Trenholm St. Tech. College Subgrant I</a>			0.00	\$136,287.00	\$73,112.00	\$73,112.00
<a href="#">Trenholm St. Tech. College Subgrant II</a>			0.00	\$94,651.00	\$47,578.00	\$47,578.00
<a href="#">Wallace State CC (Dothan) Subgrant</a>			0.00	\$222,500.00	\$114,603.73	\$147,751.76
<a href="#">Wallace State CC (Hanceville) Subgrant I</a>			6.00	\$456,650.00	\$450,360.00	\$450,360.00
<a href="#">Wallace State CC (Hanceville) Subgrant II</a>			1.00	\$456,650.00	\$456,282.00	\$456,282.00
<b>Grant Total</b>			<b>20.52</b>	<b>\$29,944,089.00</b>	<b>\$25,907,250.00</b>	<b>\$25,699,807.00</b>
		<b>Total</b>	<b>689.48</b>	<b>\$248,236,913.00</b>	<b>\$154,503,136.00</b>	<b>\$154,257,271.00</b>

**Administrative Office of the Courts**

Grant Title	CFDA#	Quarterly Jobs Created / Retained	Amt Awarded	Amt Received	Amt Expended
Violence Against Women Act (VAWA) Services Training Officers & Prosecutors	S 16.588	2.00	\$111,043.00	\$111,043.00	\$111,043.00
		<b>Total</b>	<b>2.00</b>	<b>\$111,043.00</b>	<b>\$111,043.00</b>



**Alabama ARRA Funding- State Government Agencies**

**Agriculture and Industries**

Grant Title	CFDA#	Quarterly Jobs Created / Retained	Amt Awarded	Amt Received	Amt Expended
<a href="#">USDA Aquaculture Grant Program*</a>	10.086	112.00	\$10,028,955.00	\$9,014,396.00	\$9,014,396.00
<b>Total</b>		<b>112.00</b>	<b>\$10,028,955.00</b>	<b>\$9,014,396.00</b>	<b>\$9,014,396.00</b>

\*The Alabama Department of Agriculture and Industries will have to return approximately \$670,000 to FSA from the \$10,028,955 funds received for the Aquaculture Grant Program. All funds cannot be allocated because there is a \$100,000 cap for any one producer and a producer can only receive funds equal to the losses from the 2008 increased feed cost.

**Archives and History**

Grant Title	CFDA#	Quarterly Jobs Created / Retained	Amt Awarded	Amt Received	Amt Expended
SFSF Government Services Allocation	S 84.397	0.00	\$100,000.00	\$100,000.00	\$100,000.00
<b>Total</b>		<b>0.00</b>	<b>\$100,000.00</b>	<b>\$100,000.00</b>	<b>\$100,000.00</b>

**Auditor's Office**

Grant Title	CFDA#	Quarterly Jobs Created / Retained	Amt Awarded	Amt Received	Amt Expended
SFSF Government Services Allocation	S 84.397	0.00	\$100,000.00	\$100,000.00	\$100,000.00
<b>Total</b>		<b>0.00</b>	<b>\$100,000.00</b>	<b>\$100,000.00</b>	<b>\$100,000.00</b>

**Children's Affairs, Department of**





Grant Title	CFDA#	Quarterly Jobs Created / Retained	Amt Awarded	Amt Received	Amt Expended
<a href="#">Head Start State Advisory Council</a>	93.708	1.30	\$1,962,262.00	\$61,085.50	\$65,183.93
<b>Total</b>		<b>1.30</b>	<b>\$1,962,262.00</b>	<b>\$61,085.50</b>	<b>\$65,183.93</b>

**Coalition Against Domestic Violence**


Grant Title	CFDA#	Quarterly Jobs Created / Retained	Amt Awarded	Amt Received	Amt Expended
<a href="#">Grants to State Domestic Violence and Sexual Assault Coalitions</a>	16.556	0.50	\$78,125.00	\$69,919.66	\$75,308.59
<a href="#">Homeless Prevention and Rapid Re-Housing Program</a>	S 14.257	6.370	\$1,000,000.00	\$671,853.75	\$692,458.02
<a href="#">Improved Domestic Violence Crime Scene Investigation</a>	S 16.588	0.11	\$8,721.00	\$7,798.43	\$8,721.00
<a href="#">Violence Against Women Act (VAWA) Services Training Officers &amp; Prosecutors</a>	S 16.588	1.12	\$89,274.00	\$74,277.57	\$88,690.76
<b>Total</b>		<b>8.10</b>	<b>\$1,176,120.00</b>	<b>\$823,849.41</b>	<b>\$865,178.37</b>

**Alabama ARRA Funding- State Government Agencies**

**Conservation**

Grant Title	CFDA#	Quarterly Jobs Created / Retained	Amt Awarded	Amt Received	Amt Expended
<a href="#">Heavy Pigtoe Mussel Survey - USFWS40181AJ013</a>	15.656	0.75	\$76,000.00	\$45,373.88	\$45,373.88
<a href="#">Longleaf Restoration Private Lands Land Owner Incentive</a> 	15.656	0.05	\$300,000.00	\$180,194.65	\$180,194.65
<a href="#">Longleaf Restoration on Barbour WMA</a>  S	10.688	1.880	\$235,350.00	\$108,559.55	\$108,559.55
<a href="#">Port Security Grant Program - State Police Patrol Boat for the Port of Guntersville</a> 	97.116	4.16	\$253,998.00	\$253,998.00	\$253,998.00
<a href="#">Port Security Grant Program - State Police Patrol Boat for the Port of Mobile</a> 	97.116	4.88	\$290,012.00	\$290,012.00	\$290,012.00
<a href="#">Tulotoma Snail Survey</a>	15.656	0.00	\$64,000.00	\$64,000.00	\$64,000.00
<b>Total</b>		<b>11.72</b>	<b>\$1,219,360.00</b>	<b>\$942,138.08</b>	<b>\$942,138.08</b>

**Corrections**

Grant Title	CFDA#	Quarterly Jobs Created / Retained	Amt Awarded	Amt Received	Amt Expended
<a href="#">Edward Byrne Memorial Formula Grant</a>	S 16.803	0.00	\$6,524,937.00	\$6,524,937.00	\$6,524,937.00
<a href="#">State Energy Program</a> 	S 81.041	5.00	\$20,965,000.00	\$2,421,363.00	\$3,824,611.00
<a href="#">State Fiscal Stabilization Fund - Government Use*</a>	S 84.397	4,498.50	\$118,585,536.00	\$118,585,536.00	\$118,585,536.00
<b>Total</b>		<b>4,503.50</b>	<b>\$146,075,473.00</b>	<b>\$127,531,836.00</b>	<b>\$128,935,084.00</b>

**Council on the Arts**

Grant Title	CFDA#	Quarterly Jobs Created / Retained	Amt Awarded	Amt Received	Amt Expended
<a href="#">National Endowment for the Arts</a>	45.025	9.29	\$312,800.00	\$312,800.00	\$312,800.00
<b>Total</b>		<b>9.29</b>	<b>\$312,800.00</b>	<b>\$312,800.00</b>	<b>\$312,800.00</b>

**Crime Victims Compensation Commission**

Grant Title	CFDA#	Quarterly Jobs Created / Retained	Amt Awarded	Amt Received	Amt Expended
<a href="#">Victim Compensation Formula Grant</a>	16.802	0.00	\$847,343.00	\$847,343.00	\$847,342.00
<b>Total</b>		<b>0.00</b>	<b>\$847,343.00</b>	<b>\$847,343.00</b>	<b>\$847,342.00</b>

**Alabama ARRA Funding- State Government Agencies**

**Criminal Justice Information Center**

Grant Title	CFDA#	Quarterly Jobs Created / Retained	Amt Awarded	Amt Received	Amt Expended
<a href="#">Assistance to Rural Law Enforcement: Infrastructure Support for "MOVE" Rural Information Sharing</a>	16.810	6.00	\$1,883,320.00	\$1,034,409.17	\$1,053,791.13
<a href="#">Assistance to Rural Law Enforcement: Providing NCIC Access to Rural Areas in Alabama</a>	16.810	1.50	\$1,464,323.00	\$537,002.12	\$576,087.24
<b>Total</b>		<b>7.50</b>	<b>\$3,347,643.00</b>	<b>\$1,571,411.29</b>	<b>\$1,629,878.37</b>

**Dauphin Island / Marine Environmental Science Consortium**

Grant Title	CFDA#	Quarterly Jobs Created / Retained	Amt Awarded	Amt Received	Amt Expended
<a href="#">Coastal Alabama Economic Recovery and Ecological Restoration Project</a>	11.463	2.53	\$563,705.00	\$284,426.53	\$284,426.53
<a href="#">Undergraduate Research Experiences in Coastal and Nearshore Marine Systems of the Northeastern Gulf of Mexico</a>	47.082	0.87	\$258,552.00	\$83,173.22	\$83,173.22
<b>Total</b>		<b>3.40</b>	<b>\$822,257.00</b>	<b>\$367,599.75</b>	<b>\$367,599.75</b>

**Education**






Grant Title	CFDA#	Quarterly Jobs Created / Retained	Amt Awarded	Amt Received	Amt Expended
<a href="#">Child Nutrition - NSLP Equipment</a>	10.579				
<i>Education and/or Non-State Subrecipients</i>	-	0.00	\$1,935,100.00	\$1,935,100.00	\$1,935,100.00
<i>Institute for the Deaf and Blind Subgrant</i>	-	0.00	\$21,000.00	\$21,000.00	\$21,000.00
<b>Grant Total</b>	-	<b>0.00</b>	<b>\$1,956,100.00</b>	<b>\$1,956,100.00</b>	<b>\$1,956,100.00</b>
<a href="#">Child Nutrition - TEFAP Administration</a>	10.568	4.00	\$1,276,545.00	\$1,276,545.00	\$1,276,545.00
<a href="#">Education Jobs Funds***</a>	S 84.410	2,816.46	\$149,539,554.00	\$65,655,588.79	\$67,114,557.53
<a href="#">Enhancing Education Through Technology</a>	84.386	1.79	\$10,451,213.00	\$7,839,285.64	\$7,872,718.62
<a href="#">Individuals with Disabilities Education Act</a>	84.391	1,250.61	\$181,864,783.00	\$117,651,866.90	\$122,898,614.60
<a href="#">McKinney-Vento Homeless Children and Youths Program</a>	84.387	1.00	\$1,078,910.00	\$703,780.28	\$722,930.49
<a href="#">School Improvement - 1003(g)</a>	84.388	34.80	\$49,125,757.00	\$8,681,560.24	\$9,673,432.26
<a href="#">Special Education - Preschool (IDEA)</a>	84.392A	32.16	\$5,969,828.00	\$3,662,202.58	\$3,800,223.06
<a href="#">State Fiscal Stabilization Fund</a>	S 84.394	2,620.96	\$358,868,782.00	\$263,845,500.10	\$266,222,653.10
<a href="#">Title I Grants to LEAs</a>	84.389	359.76	\$162,969,217.00	\$119,963,653.00	\$122,512,010.60
<b>Total</b>		<b>4,305.08</b>	<b>\$773,561,135.00</b>	<b>\$525,580,493.74</b>	<b>\$536,935,227.73</b>

**Education Jobs Funds\*\*\*(Figures below reported by Executive Budget Office)**

Grant Title	CFDA#	Quarterly Jobs Created / Retained	Amt Awarded	Amt Received	Amt Expended
<a href="#">Education Jobs Funds</a>	84.410	2,816.46	\$149,539,554.00	\$65,655,588.79	\$65,655,588.79
<b>Total</b>		<b>2,816.46</b>	<b>149,539,554.00</b>	<b>65,655,588.79</b>	<b>65,655,588.79</b>

\*\*\*Reporting of Education Jobs Bill funding follows the same stringent rules as those of the Recovery Act. For transparency purposes the funding allocated to the State of Alabama from the Education Jobs Bill are included in this report. For the purpose of segregating the dollar amounts associated with this program from other ARRA funding, the Education Jobs Bill amounts awarded, received, and expended will not be included in the overall totals of ARRA impact reported for the agency and/or state. Education Jobs Funds are received on a reimbursement basis. At the time of this report, the amounts expended during the previous month are pending approval by the Executive Budget Office. The amount expended is subject to change. The amounts expended reported by the State Department of Education and the Executive Budget Office may not always reconcile for these purposes.

### Alabama ARRA Funding- State Government Agencies

Environmental Management					
Grant Title	CFDA#	Quarterly Jobs Created / Retained	Amt Awarded	Amt Received	Amt Expended
<a href="#">Brownfields Revolving Loan Program</a>	66.818	4.30	\$930,000.00	\$930,000.00	\$208,382.45
<a href="#">Clean Water State Revolving Fund</a>	66.458	116.51	\$43,821,600.00	\$40,309,605.15	\$42,171,942.20
<a href="#">CWA Section 604(b) Set-Aside</a>	66.454	2.26	\$442,600.00	\$391,755.34	\$442,600.00
<a href="#">Drinking Water State Revolving Fund</a>	66.468	48.81	\$19,500,000.00	\$16,439,390.54	\$16,498,200.20
<a href="#">Leaking Underground Storage Tanks</a> 	66.805	6.00	\$4,086,000.00	\$1,697,216.67	\$1,888,362.10
<a href="#">State Clean Diesel Grant Program</a> 	66.040				
<a href="#">Environmental Management and/or Non-State Subrecipients</a>	-	5.60	\$661,405.00	\$51,248.49	\$618,479.11
<a href="#">Transportation Subgrant</a>	-	0.00	\$1,068,595.00	\$975,668.00	\$975,668.00
<b>Grant Total</b>	-	<b>5.60</b>	<b>\$1,730,000.00</b>	<b>\$1,026,916.49</b>	<b>\$1,594,147.11</b>
<b>Total</b>		<b>183.48</b>	<b>\$70,510,200.00</b>	<b>\$60,794,884.19</b>	<b>\$62,803,634.06</b>
Finance					
Grant Title	CFDA#	Quarterly Jobs Created / Retained	Amt Awarded	Amt Received	Amt Expended
SFSF Government Services Allocation	S 84.397	0.00	\$500,000.00	\$500,000.00	\$500,000.00
<b>Total</b>		<b>0.00</b>	<b>\$500,000.00</b>	<b>\$500,000.00</b>	<b>\$500,000.00</b>
Forestry Commission					
Grant Title	CFDA#	Quarterly Jobs Created / Retained	Amt Awarded	Amt Received	Amt Expended
<a href="#">Cogongrass ARRA Project</a> 	10.688	13.26	\$6,281,000.00	\$2,250,359.00	\$1,739,084.00
<a href="#">Longleaf Restoration ARRA Project</a> 	10.688				
<a href="#">Forestry Commission and/or Non-State Subrecipients</a>	-	3.98	\$1,561,650.00	\$1,489,347.45	\$1,167,587.45
<a href="#">Conservation Subgrant</a>	-	1.88	\$235,350.00	\$108,559.55	\$108,559.55
<b>Grant Total</b>	-	<b>5.86</b>	<b>\$1,797,000.00</b>	<b>\$1,597,907.00</b>	<b>\$1,276,147.00</b>
<a href="#">Prescribed Burning &amp; Hazardous Fuel Reduction</a> 	10.688	7.15	\$5,000,000.00	\$1,971,287.00	\$1,887,556.00
<b>Total</b>		<b>26.27</b>	<b>\$13,078,000.00</b>	<b>\$5,819,553.00</b>	<b>\$4,902,787.00</b>
Geological Survey					
Grant Title	CFDA#	Quarterly Jobs Created / Retained	Amt Awarded	Amt Received	Amt Expended
<a href="#">Site Characterization for CO2 Storage in Black Warrior Basin of Alabama</a>	S 81.132	1.50	\$532,238.00	\$256,761.00	\$173,292.00
<a href="#">Southeast CO2 Sequestration Technology Training Program</a>	S 81.089	0.50	\$120,000.00	\$67,536.00	\$63,905.00
<a href="#">State Geological Survey Contribution to the National Geothermal Data System</a>	S 81.087	1.00	\$300,000.00	\$46,976.00	\$39,056.00
<b>Total</b>		<b>3.00</b>	<b>\$952,238.00</b>	<b>\$371,273.00</b>	<b>\$276,253.00</b>



The financial information below is a reflection of the data submitted by State-funded agencies and institutions to the Alabama Department of Finance each month. Jobs data is collected quarterly.

**Alabama ARRA Funding- State Government Agencies**

**Governor's Office of Faith-Based and Community Initiatives**

Grant Title	CFDA#	Quarterly Jobs Created / Retained	Amt Awarded	Amt Received	Amt Expended
<a href="#">AmeriCorps State Programs</a>	94.006	20.00	\$399,131.00	\$311,001.00	\$311,001.00
<a href="#">Strengthening Communities Fund - State, Local and Tribal Government Capacity Building Program</a>	93.711	0.00	\$250,000.00	\$158,850.67	\$158,850.67
<b>Total</b>		<b>20.00</b>	<b>\$649,131.00</b>	<b>\$469,851.67</b>	<b>\$469,851.67</b>

**Housing Finance Authority**

Grant Title	CFDA#	Quarterly Jobs Created / Retained	Amt Awarded	Amt Received	Amt Expended
<a href="#">Tax Credit Assistance Program</a> 	14.258	24.65	\$28,814,688.00	\$23,336,105.20	\$23,336,105.20
<a href="#">Tax Credit Exchange Program</a> 	N/A	1,277.00	\$36,456,056.00	\$22,082,126.74	\$22,082,126.74
<a href="#">Hardest Hit Fund</a>	N/A	0.00	\$162,521,345.00	\$8,000,000.00	\$530,198.38
<b>Total</b>		<b>1,301.65</b>	<b>\$227,792,089.00</b>	<b>\$53,418,231.94</b>	<b>\$45,948,430.32</b>

**Human Resources\***

Grant Title	CFDA#	Quarterly Jobs Created / Retained	Amt Awarded	Amt Received	Amt Expended
<a href="#">Child Care &amp; Development Fund</a>	93.713	0.00	\$38,470,990.00	\$35,759,453.00	\$35,766,428.00
<a href="#">Child Support Enforcement</a>	93.563	-	\$4,620,000.00	\$4,620,000.00	\$4,388,727.00
<a href="#">Food Assistance (SNAP) Client Benefits</a>	10.551	-	\$211,493,824.00	\$211,493,824.00	\$211,493,824.00
<a href="#">Foster Care and Adoption Assistance FMAP Increase</a>	93.658 & 93.659	-	\$2,396,776.00	\$2,396,776.00	\$2,396,776.00
<a href="#">SNAP Administration</a>	10.561	-	\$5,110,510.00	\$5,110,510.00	\$5,110,505.00
<a href="#">TANF - Emergency Contingency Fund</a>	93.558	-	\$42,870,777.00	\$32,311,593.00	\$32,311,593.00
<a href="#">TANF - Supplemental Grants</a>	93.558	-	\$11,093,254.00	\$11,093,254.00	\$11,093,254.00
<b>Total</b>		<b>0.00</b>	<b>\$316,056,131.00</b>	<b>\$302,785,410.00</b>	<b>\$302,561,107.00</b>


\*\* These figures for DHR were last reported in January and do not reflect data collected in February.

**Alabama ARRA Funding- State Government Agencies**

**Industrial Relations**

Grant Title	CFDA#	Quarterly Jobs Created / Retained	Amt Awarded	Amt Received	Amt Expended
<a href="#">Competitive Grants for Worker Training and Placement in High Growth and Emerging Industry Sectors</a>	17.275	0.00	\$1,145,210.00	\$178,829.00	\$883,910.00
<a href="#">Expansion of Trade Adjustment Assistance Program</a>	17.245	0.00	\$9,961,731.00	\$8,102,068.00	\$8,745,724.00
<a href="#">Extension of Emergency Unemployment Compensation Program</a>	17.225	0.00	\$6,716,941.00	\$6,496,619.00	\$6,496,619.00
<a href="#">Increase in Unemployment Compensation Benefits - Admin</a>	17.225	0.00	\$131,398.00	\$131,398.00	\$131,398.00
<a href="#">Increase in Unemployment Compensation Benefits - FAC Benefits</a>	17.225	0.00	\$232,557,937.00	\$232,557,937.00	\$232,557,937.00
<a href="#">Interest Free Loan for Trust Fund Deficit</a>	N/A	0.00	\$230,150,078.41	\$230,150,078.41	\$230,150,078.41
<a href="#">Special Transfer for Unemployment Compensation Administration</a>	17.225	0.00	\$7,176,668.00	\$1,199,844.00	\$1,201,722.00
<a href="#">State Unemployment Insurance and Employment Service Operations</a>	17.207	0.00	\$5,093,106.00	\$5,093,106.00	\$5,093,106.00
<b>Total</b>		<b>0.00</b>	<b>\$492,933,069.41</b>	<b>\$483,909,879.41</b>	<b>\$485,260,494.41</b>

**Institute for the Deaf and Blind**


Grant Title	CFDA#	Quarterly Jobs Created / Retained	Amt Awarded	Amt Received	Amt Expended
<a href="#">ADECA Energy Division, Energy Efficient Lighting Upgrades</a>	S 81.041	0.00	\$198,276.00	\$0.00	\$0.00
<a href="#">Child Nutrition - NSLP Equipment</a>	S 10.579	0.00	\$21,000.00	\$21,000.00	\$21,000.00
<a href="#">IDEA Part C Early Intervention - FY2009</a>	S 84.393	0.00	\$147,704.55	\$147,704.55	\$147,704.55
<a href="#">IDEA Part C Early Intervention - FY2010</a>	S 84.393	0.00	\$274,423.85	\$205,817.85	\$274,423.85
<a href="#">IDEA Part C Early Intervention - FY2011</a>	 S 84.393	0.00	\$311,988.00	\$103,996.00	\$177,065.00
<b>Total</b>		<b>0.00</b>	<b>\$953,392.40</b>	<b>\$478,518.40</b>	<b>\$620,193.40</b>

**Medicaid**

Grant Title	CFDA#	Quarterly Jobs Created / Retained	Amt Awarded	Amt Received	Amt Expended
<a href="#">Alabama Health Information Exchange</a>	93.778	0.00	\$11,686,789.00	\$1,192,337.76	\$1,192,337.76
<a href="#">FMAP Increase</a>	93.778				
<a href="#">Medicaid and/or Non-State Subrecipients</a>	-	-	\$813,616,176.99	\$774,681,093.67	\$773,948,899.18
<a href="#">Mental Health Subgrant</a>	-	0.00	\$101,634,548.00	\$98,541,483.32	\$97,913,729.13
<a href="#">Public Health Subgrant</a>	-	0.00	\$26,198,700.73	\$26,198,700.73	\$26,198,700.73
<a href="#">Rehabilitation Services Subgrant</a>	-	0.00	\$4,385,614.00	\$4,385,614.00	\$4,385,614.00
<a href="#">Senior Services Subgrant</a>	-	0.00	\$7,655,511.00	\$7,655,511.00	\$7,655,511.00
<a href="#">Youth Services Subgrant</a>	-	0.00	\$3,042,197.28	\$3,042,197.28	\$2,976,167.96
<b>Grant Total</b>	-	<b>0.00</b>	<b>\$956,532,748.00</b>	<b>\$914,504,600.00</b>	<b>\$913,078,622.00</b>
<b>Total</b>		<b>0.00</b>	<b>\$968,219,537.00</b>	<b>\$915,696,937.76</b>	<b>\$914,270,959.76</b>

**Alabama ARRA Funding- State Government Agencies**

**Mental Health**

Grant Title	CFDA#	Quarterly Jobs Created / Retained	Amt Awarded	Amt Received	Amt Expended
<a href="#">FMAP Increase</a>	S 93.778	0.00	\$101,634,548.00	\$98,541,483.32	\$97,913,729.13
<a href="#">IDEA Part C Early Intervention</a>	 S 84.393	22.71	\$3,522,508.80	\$3,020,810.04	\$2,832,113.21
<b>Total</b>		<b>22.71</b>	<b>\$105,157,056.80</b>	<b>\$101,562,293.36</b>	<b>\$100,745,842.34</b>

**Military**

Grant Title	CFDA#	Quarterly Jobs Created / Retained	Amt Awarded	Amt Received	Amt Expended
<a href="#">Special Military Cooperative Agreement: Facilities Sustainment, Restoration and Modernization</a>	12.401	8.08	\$6,725,000.00	\$6,725,000.00	\$6,645,002.08
<b>Total</b>		<b>8.08</b>	<b>\$6,725,000.00</b>	<b>\$6,725,000.00</b>	<b>\$6,645,002.08</b>

**Office of Attorney General**

Grant Title	CFDA#	Quarterly Jobs Created / Retained	Amt Awarded	Amt Received	Amt Expended
SFSF Government Services Allocation	S 84.397	0.00	\$1,000,000.00	\$1,000,000.00	\$1,000,000.00
<b>Total</b>		<b>0.00</b>	<b>\$1,000,000.00</b>	<b>\$1,000,000.00</b>	<b>\$1,000,000.00</b>

**Postsecondary Education (Alabama Community College System)**

Grant Title	CFDA#	Quarterly Jobs Created / Retained	Amt Awarded	Amt Received	Amt Expended
<a href="#">Workforce Investment Act - Individual Referral and Individual Training Accounts</a>	S 17.258, 17.259 & 17.260	0.00	\$6,988,809.00	\$6,337,354.06	\$6,337,354.06
<a href="#">Workforce Investment Act - ITA Technical Assistance and Support</a>	S 17.260	0.00	\$1,369,599.00	\$1,045,025.14	\$1,045,025.14
<a href="#">State Fiscal Stabilization Government Services</a>	S 84.387	0.00	\$2,700,000.00	\$200,000.00	\$200,000.00
<b>Total</b>		<b>0.00</b>	<b>\$11,058,408.00</b>	<b>\$7,582,379.20</b>	<b>\$7,582,379.20</b>


**Prosecution Services**

Grant Title	CFDA#	Quarterly Jobs Created / Retained	Amt Awarded	Amt Received	Amt Expended
Edward Byrne Memorial JAG Formula Grant Program (Zerometh Drug Prevention Campaign)	S 16.803	0.00	\$500,000.00	\$500,000.00	\$500,000.00
SFSF Government Services Allocation	S 84.397A	15.00	\$120,000.00	\$120,000.00	\$120,000.00
Violence Against Women Act (VAWA) Services Training Officers and Prosecutors	S 16.588	2.45	\$201,000.00	\$158,244.72	\$149,899.66
<b>Total</b>		<b>17.45</b>	<b>\$821,000.00</b>	<b>\$778,244.72</b>	<b>\$769,899.66</b>


The financial information below is a reflection of the data submitted by State-funded agencies and institutions to the Alabama Department of Finance each month. Jobs data is collected quarterly.

### Alabama ARRA Funding- State Government Agencies

#### Public Health

Grant Title	CFDA#	Quarterly Jobs Created / Retained	Amt Awarded	Amt Received	Amt Expended
<a href="#">Ambulatory Surgical Center Healthcare-Associated Infection Prevention Initiative</a>	93.720	0.00	\$47,767.00	\$47,767.00	\$47,767.00
<a href="#">Communities Putting Prevention to Work</a>	92.723	0.00	\$348,452.00	\$104,705.68	\$104,705.68
<a href="#">FMAP Increase</a>	S 93.778	0.00	\$26,198,700.73	\$26,198,700.73	\$26,198,700.73
<a href="#">Healthcare Associated Infections Grants</a>	93.717	2.60	\$487,133.00	\$178,260.87	\$178,260.87
<a href="#">Primary Care Offices</a>	 93.414	0.40	\$76,440.00	\$55,933.66	\$55,933.66
<a href="#">State Loan Repayment Program</a>	93.402	3.00	\$350,000.00	\$52,500.00	\$52,500.00
<a href="#">State Supplemental Funding for Healthy Communities, Tobacco Control, Diabetes Prevention and Control, and Behavioral Risk Factor Surveillance System</a>	93.723	3.00	\$1,596,848.00	\$341,149.00	\$341,149.00
<a href="#">Strengthening the Evidence Based Epidemiology and Laboratory Capacity for Infectious Diseases</a>	93.712	1.00	\$150,000.00	\$83,853.50	\$83,853.50
<a href="#">Supplemental Funding for Reaching More Children and Adults</a>	93.712	0.00	\$947,635.00	\$947,635.00	\$947,635.00
<a href="#">Supplemental Nutrition Program for Women, Infants and Children</a>	10.578	1.00	\$218,513.00	\$151,983.04	\$151,983.04
<b>Total</b>		<b>11.00</b>	<b>\$30,421,488.73</b>	<b>\$28,162,488.48</b>	<b>\$28,162,488.48</b>

#### Public Safety




Grant Title	CFDA#	Quarterly Jobs Created / Retained	Amt Awarded	Amt Received	Amt Expended
<a href="#">Internet Crimes Against Children Program</a>	 16.800	6.89	\$652,884.00	\$347,875.59	\$361,879.41
<a href="#">SFSF Government Services</a>	S 84.397	239.40	\$3,669,097.00	\$3,669,097.00	\$3,669,097.00
<b>Total</b>		<b>246.29</b>	<b>\$4,321,981.00</b>	<b>\$4,016,972.59</b>	<b>\$4,030,976.41</b>

#### Public Service Commission

Grant Title	CFDA#	Quarterly Jobs Created / Retained	Amt Awarded	Amt Received	Amt Expended
<a href="#">State Electricity Regulators Assistance</a>	81.122	3.00	\$868,824.00	\$75,284.00	\$75,253.00
<b>Total</b>		<b>3.00</b>	<b>\$868,824.00</b>	<b>\$75,284.00</b>	<b>\$75,253.00</b>



**Alabama ARRA Funding- State Government Agencies**

<b>Rehabilitation Services</b>						
<b>Grant Title</b>	<b>CFDA#</b>	<b>Quarterly Jobs Created / Retained</b>	<b>Amt Awarded</b>	<b>Amt Received</b>	<b>Amt Expended</b>	
<b><u>Basic Support (Vocational Rehabilitation)</u></b>	84.390					
<u>Rehabilitation Services and/or Non-State Subrecipients</u>	-	18.23	\$9,590,731.00	\$5,837,205.00	\$5,749,478.00	
<u>Institute for the Deaf and Blind Subgrant</u>	-	4.00	\$200,000.00	\$0.00	\$47,284.00	
<b>Grant Total</b>	-	<b>22.23</b>	<b>\$9,790,731.00</b>	<b>\$5,837,205.00</b>	<b>\$5,796,762.00</b>	
<b><u>FMAP Increase</u></b>	<b>S 93.778</b>	0.00	\$4,385,614.00	\$4,385,614.00	\$4,385,614.00	
<b><u>IDEA Part C Early Intervention</u></b>	84.393					
<u>Rehabilitation Services and/or Non-State Subrecipients</u>	-	13.22	\$2,881,802.41	\$1,850,871.02	\$1,910,833.83	
<u>Institute for the Deaf and Blind Subgrant</u>	-	0.00	\$311,988.00	\$103,996.00	\$177,065.00	
<u>Mental Health Subgrant</u>	-	22.71	\$3,522,508.80	\$3,020,810.04	\$2,832,113.21	
<u>University of Alabama Subgrant</u>	-	0.05	\$20,511.29	\$14,513.44	\$14,513.44	
<u>UAB Subgrant</u>	-	0.00	\$2,545.50	\$2,545.50	\$2,545.52	
<b>Grant Total</b>	-	<b>35.98</b>	<b>\$6,739,356.00</b>	<b>\$4,992,736.00</b>	<b>\$4,937,071.00</b>	
<b><u>Independent Living Services</u></b>	84.398	0.00	\$242,913.00	\$194,840.00	\$193,799.00	
<b><u>OASIS - Services to the Older Blind</u></b>	84.399	0.00	\$565,407.00	\$142,833.00	\$142,654.00	
		<b>Total</b>	<b>58.21</b>	<b>\$21,724,021.00</b>	<b>\$15,553,228.00</b>	<b>\$15,455,900.00</b>
<b>Senior Services</b>						
<b>Grant Title</b>	<b>CFDA#</b>	<b>Quarterly Jobs Created / Retained</b>	<b>Amt Awarded</b>	<b>Amt Received</b>	<b>Amt Expended</b>	
<b><u>Alabama's Chronic Disease Self-Management Program</u></b>	93.725	2.15	\$600,000.00	\$203,704.00	\$203,704.00	
<b><u>FMAP Increase</u></b>	<b>S 93.778</b>	0.00	\$7,655,511.00	\$7,655,511.00	\$7,655,511.00	
<u>Senior Community Service Employment Program</u> 	17.235	0.00	\$439,546.00	\$439,546.00	\$439,546.00	
<u>Senior Nutrition Program - Congregate Services</u> 	93.707	0.00	\$1,023,687.00	\$1,023,687.00	\$1,023,687.00	
<u>Senior Nutrition Program - Delivered</u> 	93.705	0.00	\$503,969.00	\$503,969.00	\$503,969.00	
		<b>Total</b>	<b>2.15</b>	<b>\$10,222,713.00</b>	<b>\$9,826,417.00</b>	<b>\$9,826,417.00</b>

**Alabama ARRA Funding- State Government Agencies**

**State Fiscal Stabilization Fund (Governor's Office & Executive Budget Office)**

Grant Title	CFDA#	Quarterly Jobs Created / Retained	Amt Awarded	Amt Received	Amt Expended
<u>State Fiscal Stabilization Fund - Education</u>	84.394				
<u>Alabama A&amp;M*</u>	-	57.00	\$6,720,234.00	\$5,208,180.00	\$5,208,180.00
<u>Alabama State University*</u>	-	129.71	\$6,519,749.00	\$4,259,874.00	\$4,259,874.00
<u>Athens State University</u>	-	13.00	\$1,929,132.00	\$1,412,019.00	\$1,498,642.00
<u>Auburn University*</u>	-	303.59	\$33,805,506.00	\$26,925,903.00	\$28,396,489.00
<u>Auburn University Montgomery*</u>	-	24.70	\$4,209,168.00	\$2,823,547.00	\$2,941,472.00
<u>Agricultural Experiment Station*</u>	-	25.19	\$6,502,090.00	\$4,654,380.00	\$4,965,428.00
<u>Cooperative Extension System*</u>	-	68.90	\$7,250,052.00	\$5,202,845.00	\$5,499,675.00
<u>Jacksonville State University*</u>	-	42.05	\$6,687,320.00	\$5,182,171.00	\$5,182,171.00
<u>K-12 Education</u>	-	2,620.96	\$358,868,782.00	\$263,845,500.10	\$266,222,653.10
<u>Postsecondary Education (Alabama Community College System)**</u>	-	130.03	\$35,471,008.00	\$18,503,215.00	\$20,153,341.00
<u>Alabama Southern*</u>	-	0.00	\$858,968.00	\$604,536.00	\$655,878.00
<u>Bevill State Community College*</u>	-	17.00	\$2,107,886.00	\$1,522,930.00	\$1,614,038.00
<u>Bishop State Community College*</u>	-	13.70	\$1,891,380.00	\$1,371,697.00	\$1,457,204.00
<u>Calhoun Community College*</u>	-	14.00	\$2,500,742.00	\$1,755,426.00	\$1,857,051.00
<u>Central Alabama Community College*</u>	-	6.40	\$1,045,862.00	\$743,456.00	\$788,635.00
<u>Chattahoochee Valley Community College*</u>	-	7.00	\$674,246.00	\$548,768.00	\$591,097.00
<u>Drake State Technical College*</u>	-	0.00	\$458,300.00	\$2,113.00	\$2,797.00
<u>Enterprise State Community College*</u>	-	7.00	\$1,088,552.00	\$770,978.00	\$816,446.00
<u>Faulkner Community College*</u>	-	51.95	\$1,234,906.00	\$1,234,906.00	\$1,234,906.00
<u>Gadsden State Community College*</u>	-	28.63	\$2,907,912.00	\$2,194,493.00	\$2,343,178.00
<u>Ingram State Technical College*</u>	-	0.00	\$408,672.00	\$204,336.00	\$204,336.00
<u>Jefferson State Community College*</u>	-	22.72	\$2,507,628.00	\$2,124,789.00	\$2,297,147.00
<u>Jefferson Davis Community College*</u>	-	5.00	\$636,464.00	\$452,951.00	\$479,896.00
<u>Lurleen B. Wallace Community College*</u>	-	10.00	\$908,770.00	\$737,706.00	\$794,369.00
<u>Lawson State Community College*</u>	-	6.85	\$1,849,694.00	\$1,119,880.00	\$1,286,058.00
<u>Marion Military Institute*</u>	-	9.10	\$758,622.00	\$566,753.00	\$602,305.00
<u>Northeast Alabama Community College*</u>	-	0.00	\$780,892.00	\$541,929.00	\$666,100.00
<u>Northwest-Shoals Community College*</u>	-	15.65	\$1,429,214.00	\$1,126,852.00	\$1,257,271.00
<u>Reid State Technical College*</u>	-	4.00	\$541,128.00	\$399,779.00	\$425,621.00
<u>Shelton State Community College*</u>	-	55.24	\$2,264,896.00	\$1,811,133.00	\$1,984,323.00
<u>Snead State Community College</u>	-	5.00	\$732,224.00	\$527,318.00	\$559,560.00

S - Subgrant of state agency (not counted twice in totals)  
Dash in jobs column indicates job reporting not required.

**Alabama ARRA Funding- State Government Agencies**

**State Fiscal Stabilization Fund (Governor's Office & Executive Budget Office) [Continued]**

Grant Title	CFDA#	Quarterly Jobs Created / Retained	Amt Awarded	Amt Received	Amt Expended
<a href="#">Southern Union Community College*</a>	-	16.00	\$1,746,360.00	\$1,203,231.00	\$1,269,452.00
<a href="#">Trenholm State Technical College*</a>	-	9.00	\$1,253,550.00	\$897,475.00	\$952,182.00
<a href="#">Wallace Community College (Dothan)*</a>	-	13.00	\$1,874,964.00	\$1,333,310.00	\$1,408,927.00
<a href="#">Wallace State Community College (Hanceville)*</a>	-	6.82	\$1,946,732.00	\$319,155.00	\$319,155.00
<a href="#">Wallace Community College (Selma)*</a>	-	0.00	\$1,046,030.00	\$667,922.00	\$667,922.00
<a href="#">Troy State University*</a>	-	92.00	\$9,198,564.00	\$7,088,879.00	\$8,115,492.00
<a href="#">University of Alabama*</a>	-	0.00	\$29,398,744.00	\$22,784,027.00	\$22,784,027.00
<a href="#">University of Alabama at Birmingham*</a>	-	0.00	\$592,030.00	\$113,155.47	\$168,259.53
<a href="#">University of Alabama in Huntsville*</a>	-	5.27	\$8,368,088.00	\$4,799,546.00	\$6,944,131.68
<a href="#">University of Montevallo*</a>	-	0.00	\$3,230,320.00	\$2,449,657.00	\$2,593,226.00
<a href="#">University of North Alabama*</a>	-	49.00	\$4,428,492.00	\$3,056,816.00	\$3,331,551.00
<a href="#">University of South Alabama*</a>	-	149.56	\$21,537,638.00	\$15,512,484.00	\$16,422,626.00
<a href="#">University of West Alabama*</a>	-	22.50	\$2,407,942.00	\$1,727,672.00	\$1,850,100.00
<b>Grant Total</b>	-	<b>3,863.70</b>	<b>596,355,871.00</b>	<b>438,186,492.07</b>	<b>438,186,492.07</b>
<b>State Fiscal Stabilization Fund - Government Services</b>	84.397				
<a href="#">Corrections</a>	-	4,498.50	\$118,585,536.00	\$118,585,536.00	\$118,585,536.00
<a href="#">Finance</a>	-	0.00	\$3,910,903.00	\$0.00	\$0.00
<a href="#">Archives &amp; History</a>	-		\$100,000.00	\$100,000.00	\$100,000.00
<a href="#">Auditor's Office</a>	-		\$100,000.00	\$100,000.00	\$100,000.00
<a href="#">Office of Attorney General</a>	-		\$1,000,000.00	\$1,000,000.00	\$1,000,000.00
<a href="#">Dept. of Economic and Community Affairs (ADECA)</a>	-		\$2,000,000.00	\$2,000,000.00	\$2,000,000.00
<a href="#">Finance</a>	-		\$500,000.00	\$500,000.00	\$500,000.00
<a href="#">Office of Prosecution Services</a>	-		\$120,000.00	\$120,000.00	\$120,000.00
<a href="#">Postsecondary Education (Alabama Community College System)**</a>	-	0.00	\$2,700,000.00	\$200,000.00	\$200,000.00
<a href="#">Public Safety</a>	-	239.40	\$3,669,097.00	\$3,669,097.00	\$3,669,097.00
<b>Grant Total</b>	-	<b>239.40</b>	<b>\$132,685,536.00</b>	<b>\$126,274,633.00</b>	<b>\$126,274,633.00</b>
<b>Total</b>		<b>4,103.10</b>	<b>729,041,407.00</b>	<b>564,461,125.07</b>	<b>564,461,125.07</b>

\*State Fiscal Stabilization Funding and Jobs Created/Retained at public universities is included in the Public University Grand Total and not the Agency Grand Total. State Fiscal Stabilization Funding and Jobs Created/Retained at Public Two-Year Colleges is included in the Public Two-Year College Grand Total.

\*\*Postsecondary figures represent the total of all community colleges. Each community college's Amount Awarded, Amount Received and Amount Expended is also shown individually but these figures are not counted twice in totals.

\*\*\*State Fiscal Stabilization Funds are received on a reimbursement basis. At the time of this report, the amounts expended during the previous month are pending approval by the Executive Budget Office. The amount expended is subject to change. It should not be assumed that all expenditures will be reimbursed

The financial information below is a reflection of the data submitted by State-funded agencies and institutions to the Alabama Department of Finance each month. Jobs data is collected quarterly.

### Alabama ARRA Funding- State Government Agencies

Transportation					
Grant Title	CFDA#	Quarterly Jobs Created / Retained	Amt Awarded	Amt Received	Amt Expended
<a href="#">Ferry Boat Discretionary Grant</a>	20.205	1.38	\$1,419,000.00	\$27,766.80	\$27,766.80
<a href="#">Highway Investment</a> <span style="float: right; border: 1px solid black; border-radius: 50%; padding: 2px;">pm</span>	20.205				
<a href="#">Transportation and/or Non-State Subrecipients</a>	-	313.53	\$513,153,256.00	\$376,114,203.47	\$372,098,520.47
<i>Alabama Southern Community College Subgrant</i>	-	12.00	\$387,205.00	\$387,205.00	\$387,205.00
<a href="#">Auburn University Montgomery Subgrant</a>	-	0.00	\$12,972.00	\$11,120.00	\$11,120.00
<a href="#">University of Alabama Subgrant</a>	-	0.29	\$138,650.00	\$46,099.53	\$46,099.53
<a href="#">University of S. Alabama Subgrant</a>	-	0.69	\$48,526.00	\$22,699.74	\$29,192.48
<b>Grant Total**</b>	-	<b>325.82</b>	<b>\$513,692,083.00</b>	<b>\$376,558,628.00</b>	<b>\$372,542,945.00</b>
<a href="#">State Clean Diesel Grant Program</a>	S 66.040	0.00	\$1,068,595.00	\$975,668.00	\$975,668.00
<a href="#">Transit Capital Assistance and Capital Investment - Urban Areas</a> <span style="float: right; border: 1px solid black; border-radius: 50%; padding: 2px;">pm</span>	20.507	7.21	\$5,057,095.00	\$3,137,401.00	\$3,137,401.00
<a href="#">Transit Capital Assistance and Capital Investment - Non-Urban Areas</a> <span style="float: right; border: 1px solid black; border-radius: 50%; padding: 2px;">pm</span>	20.509				
<a href="#">Transportation and/or Non-State Subrecipients</a>	-	20.74	\$19,749,776.00	\$10,116,885.00	\$10,116,885.00
<i>Auburn University Subgrant</i>	-	0.00	\$100,000.00	\$100,000.00	\$100,000.00
<b>Grant Total</b>	-	<b>20.74</b>	<b>\$19,849,776.00</b>	<b>\$10,216,885.00</b>	<b>\$10,216,885.00</b>
<b>Total</b>		<b>355.15</b>	<b>\$541,086,549.00</b>	<b>\$390,916,348.80</b>	<b>\$386,900,665.80</b>

\*\*Amount Received/Invoiced as of 1/31, figure will be updated when information is available.

### Youth Services

Grant Title	CFDA#	Quarterly Jobs Created / Retained	Amt Awarded	Amt Received	Amt Expended
<a href="#">FMAP Increase</a>	S 93.778	0.00	\$3,042,197.28	\$3,042,197.28	\$2,976,167.96
<b>Total</b>		<b>0.00</b>	<b>\$3,042,197.28</b>	<b>\$3,042,197.28</b>	<b>\$2,976,167.96</b>
		Quarterly Jobs Created / Retained	Amt Awarded	Amt Received	Amt Expended
<b>State Government Agency Grand Total</b>		<b>7,353.67</b>	<b>\$3,834,498,195.41</b>	<b>\$3,054,722,292.58</b>	<b>\$3,055,042,595.16</b>

Grants that are grey in color have been fully expended and are currently closed.

The financial information below is a reflection of the data submitted by State-funded agencies and institutions to the Alabama Department of Finance each month. Jobs data is collected quarterly.

<b>Alabama ARRA Funding- Public Two-Year Colleges</b>						
<b>Alabama Southern Community College</b>						
<b>Grant Title</b>	<b>CFDA#</b>	<b>Quarterly Jobs Created / Retained</b>	<b>Amt Awarded</b>	<b>Amt Received</b>	<b>Amt Expended</b>	
<a href="#"><u>Highway Investment - Pedestrian Connector Between ASCC and Monroe County High School</u></a>	S 20.205	12.00	\$387,205.00	\$387,205.00	\$387,205.00	
<a href="#"><u>State Fiscal Stabilization Fund - Education</u></a>	84.394	0.00	\$858,968.00	\$604,536.00	\$655,878.00	
<a href="#"><u>Workforce Investment Act - Modern Multi-Skill Manufacturing Training Program</u></a>	S 17.258, 17.259 & 17.260	1.00	\$366,810.38	\$291,280.79	\$291,280.79	
<a href="#"><u>Workforce Investment Act - Structural Welding Certification Training Program</u></a>	S 17.258, 17.260	1.00	\$399,000.00	\$370,312.81	\$396,428.24	
	<b>Total</b>	<b>14.00</b>	<b>\$2,011,983.38</b>	<b>\$1,653,334.60</b>	<b>\$1,730,792.03</b>	
<b>Bevill State Community College</b>						
<b>Grant Title</b>	<b>CFDA#</b>	<b>Quarterly Jobs Created / Retained</b>	<b>Amt Awarded</b>	<b>Amt Received</b>	<b>Amt Expended</b>	
<a href="#"><u>Federal Work Study</u></a>	84.033	0.00	\$31,270.00	\$31,270.00	\$31,270.00	
<a href="#"><u>Scholarships for Disadvantaged Students - Health Professions</u></a>	93.407	0.00	\$155,826.00	\$134,629.98	\$140,700.00	
<a href="#"><u>State Energy Sector Partnership and Training Grant</u></a>	S 17.275	0.00	\$418,650.00	\$33,237.11	\$93,607.72	
<a href="#"><u>State Fiscal Stabilization Fund - Education</u></a>	84.394	17.00	\$2,107,886.00	\$1,522,930.00	\$1,614,038.00	
<a href="#"><u>Workforce Investment Act - Modern Multi-Skill Manufacturing Training Program</u></a>	S 17.258	0.00	\$259,607.00	\$185,734.96	\$185,734.96	
<a href="#"><u>Workforce Investment Act - Pre-Apprentice Construction Trades Training</u></a>	S 17.258	0.00	\$360,640.00	\$104,717.31	\$138,377.89	
	<b>Total</b>	<b>17.00</b>	<b>\$3,333,879.00</b>	<b>\$2,012,519.36</b>	<b>\$2,203,728.57</b>	
<b>Bishop State Community College</b>						
<b>Grant Title</b>	<b>CFDA#</b>	<b>Quarterly Jobs Created / Retained</b>	<b>Amt Awarded</b>	<b>Amt Received</b>	<b>Amt Expended</b>	
<a href="#"><u>Federal Work Study</u></a>	84.033	2.00	\$26,844.00	\$26,844.00	\$26,844.00	
<a href="#"><u>State Fiscal Stabilization Fund - Education</u></a>	84.394	13.70	\$1,891,380.00	\$1,371,697.00	\$1,457,204.00	
	<b>Total</b>	<b>15.70</b>	<b>\$1,918,224.00</b>	<b>\$1,398,541.00</b>	<b>\$1,484,048.00</b>	
<b>Calhoun Community College</b>						
<b>Grant Title</b>	<b>CFDA#</b>	<b>Quarterly Jobs Created / Retained</b>	<b>Amt Awarded</b>	<b>Amt Received</b>	<b>Amt Expended</b>	
<a href="#"><u>Federal Work Study</u></a>	84.033	3.00	\$52,393.00	\$52,393.00	\$52,393.00	
<a href="#"><u>Health Care Sector and Other High Growth and Emerging Industries</u></a>	17.275	1.41	\$3,470,830.00	\$207,760.95	\$218,488.47	
<a href="#"><u>Scholarships for Disadvantaged Students - Health Professions</u></a>	93.407	0.00	\$59,152.00	\$59,152.00	\$59,152.00	
<a href="#"><u>Scholarships for Disadvantaged Students</u></a>	93.407	-	\$68,400.00	\$32,390.00	\$32,390.00	
<a href="#"><u>State Fiscal Stabilization Fund - Education</u></a>	84.394	14.00	\$2,500,742.00	\$1,755,426.00	\$1,857,051.00	
<a href="#"><u>Workforce Investment Act - The Tech Skills Program</u></a>	S 17.260	0.00	\$145,914.00	\$0.00	\$0.00	
	<b>Total</b>	<b>18.41</b>	<b>\$6,297,431.00</b>	<b>\$2,107,121.95</b>	<b>\$2,219,474.47</b>	

S - Subgrant of state agency (not counted twice in totals)  
Dash in jobs column indicates job reporting not required.

Report last updated 4/22/2011  
Reporting Period: 2/18/09 - 3/31/11  
Information to be updated late May

The financial information below is a reflection of the data submitted by State-funded agencies and institutions to the Alabama Department of Finance each month. Jobs data is collected quarterly.

<b>Alabama ARRA Funding- Public Two-Year Colleges</b>					
<b>Central Alabama Community College</b>					
<b>Grant Title</b>	<b>CFDA#</b>	<b>Quarterly Jobs Created / Retained</b>	<b>Amt Awarded</b>	<b>Amt Received</b>	<b>Amt Expended</b>
<a href="#">State Fiscal Stabilization Fund - Education</a>	84.394	6.40	\$1,045,862.00	\$743,456.00	\$788,635.00
	<b>Total</b>	<b>6.40</b>	<b>\$1,045,862.00</b>	<b>\$743,456.00</b>	<b>\$788,635.00</b>
<b>Chattahoochee Valley Community College</b>					
<b>Grant Title</b>	<b>CFDA#</b>	<b>Quarterly Jobs Created / Retained</b>	<b>Amt Awarded</b>	<b>Amt Received</b>	<b>Amt Expended</b>
<a href="#">State Fiscal Stabilization Fund - Education</a>	84.394	7.00	\$674,246.00	\$548,768.00	\$591,097.00
<a href="#">Workforce Investment Act - Customer Service Academy</a>	S 17.258 & 17.260	1.00	\$50,881.00	\$29,928.00	\$29,928.00
	<b>Total</b>	<b>8.00</b>	<b>\$725,127.00</b>	<b>\$578,696.00</b>	<b>\$621,025.00</b>
<b>Drake State Technical College</b>					
<b>Grant Title</b>	<b>CFDA#</b>	<b>Quarterly Jobs Created / Retained</b>	<b>Amt Awarded</b>	<b>Amt Received</b>	<b>Amt Expended</b>
<a href="#">State Energy Sector Partnership and Training Grant</a>	S 17.275	0.00	\$458,300.00	\$2,113.00	\$2,797.00
<a href="#">State Fiscal Stabilization Fund - Education</a>	84.394	4.90	\$474,714.00	\$379,579.00	\$404,137.00
	<b>Total</b>	<b>4.90</b>	<b>\$933,014.00</b>	<b>\$381,692.00</b>	<b>\$406,934.00</b>
<b>Enterprise State Community College</b>					
<b>Grant Title</b>	<b>CFDA#</b>	<b>Quarterly Jobs Created / Retained</b>	<b>Amt Awarded</b>	<b>Amt Received</b>	<b>Amt Expended</b>
<a href="#">State Fiscal Stabilization Fund - Education</a>	84.394	7.00	\$1,088,552.00	\$770,978.00	\$816,446.00
	<b>Total</b>	<b>7.00</b>	<b>\$1,088,552.00</b>	<b>\$770,978.00</b>	<b>\$816,446.00</b>
<b>Faulkner State Community College</b>					
<b>Grant Title</b>	<b>CFDA#</b>	<b>Quarterly Jobs Created / Retained</b>	<b>Amt Awarded</b>	<b>Amt Received</b>	<b>Amt Expended</b>
<a href="#">State Fiscal Stabilization Fund - Education</a>	84.394	51.95	\$1,234,906.00	\$1,234,906.00	\$1,234,906.00
	<b>Total</b>	<b>51.95</b>	<b>\$1,234,906.00</b>	<b>\$1,234,906.00</b>	<b>\$1,234,906.00</b>
<b>Gadsden State Community College</b>					
<b>Grant Title</b>	<b>CFDA#</b>	<b>Quarterly Jobs Created / Retained</b>	<b>Amt Awarded</b>	<b>Amt Received</b>	<b>Amt Expended</b>
<a href="#">ARRA-Scholarships for Disadvantaged Students</a>	93.407	0.00	\$29,754.00	\$11,211.00	\$13,211.00
<a href="#">Federal Work Study</a>	84.033	1.00	\$26,196.00	\$26,196.00	\$26,196.00
<a href="#">State Fiscal Stabilization Fund - Education</a>	84.394	28.63	\$2,907,912.00	\$2,194,493.00	\$2,343,178.00
	<b>Total</b>	<b>29.63</b>	<b>2,963,862.00</b>	<b>2,231,900.00</b>	<b>2,382,585.00</b>

S - Subgrant of state agency (not counted twice in totals)  
Dash in jobs column indicates job reporting not required.

Report last updated 4/22/2011  
Reporting Period: 2/18/09 - 3/31/11  
Information to be updated late May

The financial information below is a reflection of the data submitted by State-funded agencies and institutions to the Alabama Department of Finance each month. Jobs data is collected quarterly.

<b>Alabama ARRA Funding- Public Two-Year Colleges</b>					
<b>Ingram State Technical College</b>					
<b>Grant Title</b>	<b>CFDA#</b>	<b>Quarterly Jobs Created / Retained</b>	<b>Amt Awarded</b>	<b>Amt Received</b>	<b>Amt Expended</b>
<a href="#">State Fiscal Stabilization Fund - Education</a>	84.394	0.00	\$408,672.00	\$204,336.00	\$204,336.00
<a href="#">Workforce Investment Act - LifeTech Program</a>	S 17.258 & 17.260	1.25	\$106,701.00	\$86,776.00	\$86,776.00
	<b>Total</b>	<b>1.25</b>	<b>\$515,373.00</b>	<b>\$291,112.00</b>	<b>\$291,112.00</b>
<b>Jefferson Davis Community College</b>					
<b>Grant Title</b>	<b>CFDA#</b>	<b>Quarterly Jobs Created / Retained</b>	<b>Amt Awarded</b>	<b>Amt Received</b>	<b>Amt Expended</b>
<a href="#">Equipment to Enhance Training for Health Professionals</a>	93.411	0.00	\$300,000.00	-0-	-0-
<a href="#">State Fiscal Stabilization Fund - Education</a>	84.394	5.00	\$636,464.00	\$452,951.00	\$479,896.00
	<b>Total</b>	<b>5.00</b>	<b>\$936,464.00</b>	<b>\$452,951.00</b>	<b>\$479,896.00</b>
<b>Jefferson State Community College</b>					
<b>Grant Title</b>	<b>CFDA#</b>	<b>Quarterly Jobs Created / Retained</b>	<b>Amt Awarded</b>	<b>Amt Received</b>	<b>Amt Expended</b>
<a href="#">Federal Work Study</a>	84.033	5.00	\$75,986.00	\$75,986.00	\$75,986.00
<a href="#">Scholarships for Disadvantaged Students - Health Professions</a>	93.407	0.00	\$73,950.00	\$39,039.00	\$39,039.00
<a href="#">State Fiscal Stabilization Fund - Education</a>	84.394	22.72	\$2,507,628.00	\$2,124,789.00	\$2,297,147.00
<a href="#">Workforce Investment Act - Icademy-Prep Career Development Program</a>	S 17.258 & 17.260	0.00	\$189,507.00	\$165,037.73	\$171,516.41
	<b>Total</b>	<b>27.72</b>	<b>\$2,847,071.00</b>	<b>\$2,404,851.73</b>	<b>\$2,583,688.41</b>

S - Subgrant of state agency (not counted twice in totals)  
Dash in jobs column indicates job reporting not required.

Report last updated 4/22/2011  
Reporting Period: 2/18/09 - 3/31/11  
Information to be updated late May

The financial information below is a reflection of the data submitted by State-funded agencies and institutions to the Alabama Department of Finance each month. Jobs data is collected quarterly.

<b>Alabama ARRA Funding- Public Two-Year Colleges</b>					
<b>Lawson State Community College</b>					
<b>Grant Title</b>	<b>CFDA#</b>	<b>Quarterly Jobs Created / Retained</b>	<b>Amt Awarded</b>	<b>Amt Received</b>	<b>Amt Expended</b>
<a href="#">Federal Work Study</a>	84.033	2.00	\$43,611.00	\$43,611.00	\$43,611.00
<a href="#">State Fiscal Stabilization Fund - Education</a>	84.394	6.85	\$1,849,694.00	\$1,119,880.00	\$1,286,058.00
	<b>Total</b>	<b>8.85</b>	<b>\$1,893,305.00</b>	<b>\$1,163,491.00</b>	<b>\$1,329,669.00</b>
<b>Lurleen B. Wallace Community College</b>					
<b>Grant Title</b>	<b>CFDA#</b>	<b>Quarterly Jobs Created / Retained</b>	<b>Amt Awarded</b>	<b>Amt Received</b>	<b>Amt Expended</b>
<a href="#">Federal Work Study</a>	84.033	7.00	\$26,023.00	\$26,023.00	\$26,023.00
<a href="#">State Fiscal Stabilization Fund - Education</a>	84.394	10.00	\$908,770.00	\$737,706.00	\$794,369.00
<a href="#">Workforce Investment Act - Truck Driver Training Program</a>	S 17.260	30.00	\$111,226.00	\$109,148.51	\$109,148.51
	<b>Total</b>	<b>47.00</b>	<b>\$1,046,019.00</b>	<b>\$872,877.51</b>	<b>\$929,540.51</b>
<b>Marion Military Institute</b>					
<b>Grant Title</b>	<b>CFDA#</b>	<b>Quarterly Jobs Created / Retained</b>	<b>Amt Awarded</b>	<b>Amt Received</b>	<b>Amt Expended</b>
<a href="#">State Fiscal Stabilization Fund - Education</a>	84.394	9.10	\$758,622.00	\$566,753.00	\$602,305.00
	<b>Total</b>	<b>9.10</b>	<b>\$758,622.00</b>	<b>\$566,753.00</b>	<b>\$602,305.00</b>
<b>Northeast Alabama Community College</b>					
<b>Grant Title</b>	<b>CFDA#</b>	<b>Quarterly Jobs Created / Retained</b>	<b>Amt Awarded</b>	<b>Amt Received</b>	<b>Amt Expended</b>
<a href="#">State Fiscal Stabilization Fund - Education</a>	84.394	0.00	\$780,892.00	\$541,929.00	\$666,100.00
<a href="#">Workforce Investment Act - Home Health/Hospice Aide</a>	S 17.258 & 17.260	5.00	\$67,344.00	\$29,119.47	\$30,589.83
<a href="#">Workforce Investment Act - Plumber's Apprenticeship Career Track</a>	S 17.258 & 17.260	3.00	\$120,066.00	\$46,100.00	\$52,687.00
	<b>Total</b>	<b>8.00</b>	<b>\$968,302.00</b>	<b>\$617,148.47</b>	<b>\$749,376.83</b>
<b>Northwest-Shoals Community College</b>					
<b>Grant Title</b>	<b>CFDA#</b>	<b>Quarterly Jobs Created / Retained</b>	<b>Amt Awarded</b>	<b>Amt Received</b>	<b>Amt Expended</b>
<a href="#">State Fiscal Stabilization Fund - Education</a>	84.394	15.65	\$1,429,214.00	\$1,126,852.00	\$1,257,271.00
	<b>Total</b>	<b>15.65</b>	<b>\$1,429,214.00</b>	<b>\$1,126,852.00</b>	<b>\$1,257,271.00</b>

S - Subgrant of state agency (not counted twice in totals)  
Dash in jobs column indicates job reporting not required.

Report last updated 4/22/2011  
Reporting Period: 2/18/09 - 3/31/11  
Information to be updated late May



The financial information below is a reflection of the data submitted by State-funded agencies and institutions to the Alabama Department of Finance each month. Jobs data is collected quarterly.

Alabama ARRA Funding- Public Two-Year Colleges					
Reid State Technical College					
Grant Title	CFDA#	Quarterly Jobs Created / Retained	Amt Awarded	Amt Received	Amt Expended
<a href="#">Scholarships for Disadvantaged Students - Health Professions</a>	93.407	0.00	\$23,746.00	\$10,392.00	\$10,392.00
<a href="#">State Fiscal Stabilization Fund - Education</a>	84.394	4.00	\$541,128.00	\$399,779.00	\$425,621.00
	<b>Total</b>	<b>4.00</b>	<b>\$564,874.00</b>	<b>\$410,171.00</b>	<b>\$436,013.00</b>
Shelton State Technical College					
Grant Title	CFDA#	Quarterly Jobs Created / Retained	Amt Awarded	Amt Received	Amt Expended
<a href="#">Federal Work Study</a>	84.033	4.00	\$27,502.00	\$27,502.00	\$27,502.00
<a href="#">State Fiscal Stabilization Fund - Education</a>	84.394	55.24	\$2,264,896.00	\$1,811,133.00	\$1,984,323.00
	<b>Total</b>	<b>59.24</b>	<b>\$2,292,398.00</b>	<b>\$1,838,635.00</b>	<b>\$2,011,825.00</b>
Snead State Technical College					
Grant Title	CFDA#	Quarterly Jobs Created / Retained	Amt Awarded	Amt Received	Amt Expended
<a href="#">State Fiscal Stabilization Fund - Education</a>	84.394	5.00	\$732,224.00	\$527,318.00	\$559,560.00
<a href="#">Workforce Investment Act - Office Administration Career Track</a>	S 17.260	3.00	\$114,678.00	\$110,040.00	\$110,040.00
	<b>Total</b>	<b>8.00</b>	<b>\$846,902.00</b>	<b>\$637,358.00</b>	<b>\$669,600.00</b>
Southern Union State Community College					
Grant Title	CFDA#	Quarterly Jobs Created / Retained	Amt Awarded	Amt Received	Amt Expended
<a href="#">State Fiscal Stabilization Fund - Education</a>	84.394	16.00	\$1,746,360.00	\$1,203,231.00	\$1,269,452.00
<a href="#">Workforce Investment Act - Nursing Assistant Career Track</a>	S 17.258 & 17.260	2.00	\$150,337.60	\$97,550.21	\$104,376.89
<a href="#">Workforce Investment Act - Truck Driver Training</a>	S 17.258 & 17.260	0.00	\$192,410.00	\$144,045.58	\$144,045.58
	<b>Total</b>	<b>18.00</b>	<b>\$2,089,107.60</b>	<b>\$1,444,826.79</b>	<b>\$1,517,874.47</b>
Trenholm State Technical College					
Grant Title	CFDA#	Quarterly Jobs Created / Retained	Amt Awarded	Amt Received	Amt Expended
<a href="#">State Fiscal Stabilization Fund - Education</a>	84.394	9.00	\$1,253,550.00	\$897,475.00	\$952,182.00
<a href="#">Workforce Investment Act - Home Energy Efficiency &amp; Solar Systems Installation Training</a>	S 17.260	0.00	\$136,287.00	\$73,112.00	\$73,112.00
<a href="#">Workforce Investment Act - Hybrid Electric &amp; Alternative Fuel Vehicles Service Technician Training Project</a>	S 17.260	0.00	\$94,651.00	\$47,578.00	\$47,578.00
	<b>Total</b>	<b>9.00</b>	<b>\$1,484,488.00</b>	<b>\$1,018,165.00</b>	<b>\$1,072,872.00</b>

S - Subgrant of state agency (not counted twice in totals)  
Dash in jobs column indicates job reporting not required.

Report last updated 4/22/2011  
Reporting Period: 2/18/09 - 3/31/11  
Information to be updated late May

The financial information below is a reflection of the data submitted by State-funded agencies and institutions to the Alabama Department of Finance each month. Jobs data is collected quarterly.

Alabama ARRA Funding- Public Two-Year Colleges						
Wallace Community College (Dothan)						
Grant Title	CFDA#	Quarterly Jobs Created / Retained	Amt Awarded	Amt Received	Amt Expended	
<a href="#">Workforce Investment Act - Certified Nursing Assistant Program</a>	S 17.260	2.00	\$135,447.00	\$95,666.75	\$95,666.75	
<a href="#">State Energy Sector and Partnership</a>	S 17.275	0.00	\$222,500.00	\$114,603.73	\$147,751.76	
<a href="#">State Fiscal Stabilization Fund - Education</a>	84.394	13.00	\$1,874,964.00	\$1,333,310.00	\$1,408,927.00	
		<b>Total</b>	<b>15.00</b>	<b>\$2,232,911.00</b>	<b>\$1,543,580.48</b>	<b>\$1,652,345.51</b>
Wallace State Community College (Hanceville)						
Grant Title	CFDA#	Quarterly Jobs Created / Retained	Amt Awarded	Amt Received	Amt Expended	
<a href="#">Federal Work Study</a>	84.033	2.00	\$27,084.00	\$27,084.00	\$27,084.00	
<a href="#">Scholarships for Disadvantaged Students - Health Professions</a>	93.407	0.00	\$51,058.00	\$27,666.76	\$27,666.76	
<a href="#">State Energy Sector Partnership Grant</a>	S 17.275	3.00	\$549,731.00	\$87,955.38	\$87,955.38	
<a href="#">State Fiscal Stabilization Fund - Education</a>	84.394	6.82	\$1,946,732.00	\$319,155.00	\$319,155.00	
<a href="#">Workforce Investment Act - Construction Training</a>	S 17.260	6.00	\$456,650.00	\$450,360.00	\$450,360.00	
<a href="#">Workforce Investment Act - Welding Technology Training</a>	S 17.260	1.00	\$456,650.00	\$456,282.00	\$456,282.00	
		<b>Total</b>	<b>18.82</b>	<b>\$3,487,905.00</b>	<b>\$1,368,503.14</b>	<b>\$1,368,503.14</b>
Wallace Community College (Selma)						
Grant Title	CFDA#	Quarterly Jobs Created / Retained	Amt Awarded	Amt Received	Amt Expended	
<a href="#">State Fiscal Stabilization Fund - Education</a>	84.394	0.00	\$1,046,030.00	\$667,922.00	\$667,922.00	
		<b>Total</b>	<b>0.00</b>	<b>\$1,046,030.00</b>	<b>\$667,922.00</b>	<b>\$667,922.00</b>
			<b>Jobs Created / Retained</b>	<b>Amt Awarded</b>	<b>Amt Received</b>	<b>Amt Expended</b>
<b>Public Two-Year College Grand Total</b>			<b>356.37</b>	<b>\$ 40,040,633.00</b>	<b>\$ 26,020,438.69</b>	<b>\$ 27,815,142.23</b>
*Sub-grants from state agencies are not included in the Public Two-Year College Grand Total to prevent double-counting these funds and jobs, however State Fiscal Stabilization Fund - Education sub-grants are included in this total and not the State Agency Grand Total as the Office of the Governor is a pass-through for this program.						
**Grants that are grey in color have been fully expended and are currently closed.						

The financial information below is a reflection of the data submitted by State-funded agencies and institutions to the Alabama Department of Finance each month. Jobs data is collected quarterly.

**Alabama ARRA Funding- Public 4 year Colleges**

**Alabama A&M University**

Grant Title	CFDA#	Quarterly Jobs Created / Retained	Amt Awarded	Amt Received	Amt Expended
<u>Federal Work Study</u>	84.033	36.00	\$69,624.00	\$69,624.00	\$69,624.00
<u>NSF: Robert Noyce Teacher Scholarship Program</u>	47.082	1.50	\$74,999.00	\$53,201.64	\$57,519.86
<u>State Fiscal Stabilization Fund</u>	84.394	57.00	\$6,720,234.00	\$5,208,180.00	\$5,208,180.00
	<b>Total</b>	<b>94.50</b>	<b>\$6,864,857.00</b>	<b>\$5,331,005.64</b>	<b>\$5,335,323.86</b>

**Alabama State University**

Grant Title	CFDA#	Quarterly Jobs Created / Retained	Amt Awarded	Amt Received	Amt Expended
<u>Scholarships for Disadvantaged Students</u>	93.407	0.00	\$158,665.00	\$158,665.00	\$158,665.00
<u>Federal Work Study</u>	84.033	15.00	\$262,842.00	\$262,842.00	\$262,842.00
<u>State Fiscal Stabilization Fund</u>	84.394	129.71	\$6,519,749.00	\$4,259,874.00	\$4,259,874.00
	<b>Total</b>	<b>144.71</b>	<b>\$6,941,256.00</b>	<b>\$4,681,381.00</b>	<b>\$4,681,381.00</b>

**Athens State University**

Grant Title	CFDA#	Quarterly Jobs Created / Retained	Amt Awarded	Amt Received	Amt Expended
<u>Federal Work Study</u>	84.033	2.00	\$25,035.00	\$25,035.00	\$25,035.00
<u>State Fiscal Stabilization Fund</u>	84.394	13.00	\$1,929,132.00	\$1,412,019.00	\$1,498,642.00
	<b>Total</b>	<b>15.00</b>	<b>\$1,954,167.00</b>	<b>\$1,437,054.00</b>	<b>\$1,523,677.00</b>

**Auburn University**

Grant Title	CFDA#	Quarterly Jobs Created / Retained	Amt Awarded	Amt Received	Amt Expended
<u>DE-TAS Recovery Act-MHD Equilibrium and Stability Studies of Current-Carrying Plasmas in the Compact Toroidal Hybrid</u>	41.049	0.00	\$250,000.00	\$0.00	\$522.00
<u>300C Electronics Packaging of Measure While Drilling Sensor Systems (GE GLOBAL)</u>	S 81.087	0.22	\$71,622.00	\$23,555.97	\$29,246.23
<u>DHHS: Health Information Technology Alabama Regional Extension Center</u>	S 93.718	0.00	\$71,622.00	\$3,096.87	\$3,096.87
<u>DoE Multi-Scale Investigation of Sheared Flows in Magnetized Plasmas</u>	81.049	0.00	\$140,000.00	\$137,436.40	\$138,481.68
<u>Tallapoosa River Basin Numerical Nutrient Criteria for Wadeable Streams</u>	S 66.458	0.67	\$37,997.09	\$0.00	\$16,588.84
<u>Federal Work Study (Auburn)</u>	84.033	31.30	\$174,643.00	\$174,643.00	\$174,643.00
<u>Federal Work Study (AUM)</u>	84.033	7.68	\$48,553.00	\$48,553.00	\$48,553.00

S - Subgrant of state agency (not counted twice in totals)  
Dash in jobs column indicates job reporting not required.

The financial information below is a reflection of the data submitted by State-funded agencies and institutions to the Alabama Department of Finance each month. Jobs data is collected quarterly.

### Alabama ARRA Funding- Public 4 year Colleges

<a href="#">Highway Investment: AUM Highway 271 Beautification Project</a>	S	20.205	0.00	\$12,972.00	\$11,120.00	\$11,120.00
<a href="#">NASA: NNX10RA23C Low Temperature Packaging (Sienna)</a>		N/A	0.43	\$80,000.00	\$28,097.72	\$40,509.03
<a href="#">Alabama Prison Arts and Education Program*</a>		45.024	0.04	\$25,000.00	\$25,000.00	\$25,000.00
<a href="#">NIH: Anti-Girardia Cyst Wall Synthase Drugs: In Vivo Testing*</a>		93.701	0.00	\$76,451.00	\$71,651.80	\$71,651.80
<a href="#">NIH: Biopsychosocial Factors in Economically Disadvantaged Preschool Children's Adjustment</a>		93.701	3.09	\$986,258.00	\$607,518.49	\$634,184.61
<a href="#">NIH: Characterizing the Role of the 22 Up-Regulated Genes in Mosquito Resistance</a>		93.701	0.88	\$401,500.00	\$287,128.39	\$288,506.59
<a href="#">NIH: Development Center to Study Mechanism &amp; Effects of Chiropractic Manipulation (AU=PCC-RAJU-10)</a>	S	93.213	0.00	\$11,016.00	\$11,015.82	\$11,015.82
<a href="#">NIH: Evaluation of Novel Antibiotics and a Novel Shuttle Vector*</a>		93.701	0.33	\$410,905.00	\$271,264.33	\$278,041.31
<a href="#">NIH: Exploring Physical Activity Response to Motivational Climates in African American Children*</a>		93.701	0.33	\$73,166.00	\$73,000.00	\$73,000.00
<a href="#">NIH: Microfluid Systems for Screening Stem Cell Microenvironments</a>		93.701	0.00	\$355,800.00	\$177,900.00	\$176,741.98
<a href="#">NIH: Xenoestrogen regulation of Leydig cells</a>		93.701	0.07	\$15,476.00	\$9,420.38	\$10,036.97
<a href="#">NIH: Z-Joint Changes in Low Back Pain Following Adjusting</a>		93.701	0.08	\$62,355.00	\$59,680.23	\$62,146.38
<a href="#">NIST: Center for Advanced Science, Innovation and Commerce</a>		11.618	2.11	\$14,427,075.00	\$83,874.96	\$367,718.32
<a href="#">NIST: Equipment and Training for Rural Alabama Public Computer Centers</a>		11.557	0.78	\$4,636,354.00	\$22,609.54	\$56,527.68
<a href="#">NSF: Aerial and Terrestrial Testbed for Research in Aerospace, Computing and Mathematics</a>		47.082	1.00	\$189,284.00	\$69,394.23	\$76,637.27
<a href="#">NSF: Collaborative Research: Development and Testing of Presage-Pedagogy-Process-Product Model*</a>		47.082	0.51	\$283,988.00	\$154,471.68	\$158,228.33
<a href="#">NSF: Development of Electronic Systems for Noble Gas Analysis*</a>		47.082	0.00	\$148,505.00	\$90,277.74	\$90,277.74
<a href="#">NSF: Dynamical Aspects in Nonautonomous and Random Differential Equations Applications*</a>		47.082	0.90	\$203,183.00	\$101,298.94	\$105,062.09
<a href="#">NSF: ECCS PCAN EAGER Biologically Inspired Resource Harvesting in Mobile Wireless Networks*</a>		47.082	0.00	\$100,000.00	\$92,113.69	\$93,166.22
<a href="#">NSF: High-Speed Super-Resolution Light Microscopy for 3D Imaging of Living Cells</a>		47.082	0.00	\$287,553.00	\$2,225.23	\$2,225.23
<a href="#">NSF: Molecular Diagnostics and Biological Control of Disease in Farmed Channel Catfish*</a>		47.082	0.00	\$32,996.00	\$29,319.86	\$29,319.86
<a href="#">NSF: Next Generation Biological Engineering Research Through Renovation of Laboratories at Auburn University*</a>		47.082	0.00	\$4,623,008.00	\$0.00	\$0.00
<a href="#">NSF: Peer Stress in Preadolescence Psychological and Coping Responses*</a>		47.082	0.70	\$376,104.00	\$174,030.25	\$177,369.49
<a href="#">NSF: Rheology of Lyotropic Nematogenic Nanorod Dispersions*</a>		47.082	0.00	\$71,000.00	\$66,540.18	\$66,540.18
<a href="#">NSF: SBIR Phase I Durable Super-Hydrophobic Nano-Composites*</a>		47.082	0.00	\$33,291.00	\$33,291.00	\$33,291.00

S - Subgrant of state agency (not counted twice in totals)  
Dash in jobs column indicates job reporting not required.

Report last updated 4/22/2011  
Reporting Period: 2/18/09 - 3/31/11  
Information to be updated late May

The financial information below is a reflection of the data submitted by State-funded agencies and institutions to the Alabama Department of Finance each month. Jobs data is collected quarterly.

**Alabama ARRA Funding- Public 4 year Colleges**

<a href="#">NSF: Studies in Poromechanics and Electro-Poromechanics</a>	47.082	0.00	\$175,777.00	\$67,941.72	\$67,941.72
<a href="#">NSF: Team Math-Teacher Leader Academy for Elementary Mathematics Specialists*</a>	47.082	7.49	\$1,499,981.00	\$370,823.71	\$393,181.56
<a href="#">NSF: Topical Solutions*</a>	47.082	0.00	\$116,653.00	\$74,560.02	\$74,560.02

The financial information below is a reflection of the data submitted by State-funded agencies and institutions to the Alabama Department of Finance each month. Jobs data is collected quarterly.

**Alabama ARRA Funding- Public 4 year Colleges**

<u>Rural Business Enterprise Loans: Technical Assistance for Development of Sustainable Alternative Substrates for Nursery Crop Growers</u>		10.783	0.00	\$100,000.00	\$100,000.00	\$100,000.00
<u>State Fiscal Stabilization Fund - Agricultural Experiment Station*</u>		84.394	25.19	\$6,502,090.00	\$4,654,380.00	\$4,965,428.00
<u>State Fiscal Stabilization Fund - Auburn University*</u>		84.394	303.59	\$33,805,506.00	\$26,925,903.00	\$28,396,489.00
<u>State Fiscal Stabilization Fund - Auburn University Montgomery*</u>		84.394	24.70	\$4,209,168.00	\$2,823,547.00	\$2,941,472.00
<u>State Fiscal Stabilization Fund - Cooperative Extension System*</u>		84.394	68.90	\$7,250,052.00	\$5,202,845.00	\$5,499,675.00
<u>US DOT Rural Transit Assistance Program ALDOT K-11-0307</u>	S contract		0.00	\$100,000.00	\$31,346.06	\$31,346.06
<u>US DOT Rural Transit Capital Assistance and Capital Investment - Non-Urban Areas</u>	S	20.509	0.00	\$100,000.00	\$100,000.00	\$100,000.00
<u>USDA: National TAAF Training Coordination Center</u>	S	10.315	0.15	\$139,363.00	\$13,332.27	\$17,588.32
<u>USFS North Carolina-Forest Service Recovery Act Investments: A Socioeconomic Assessment</u>		10.687	0.04	\$50,000.00	\$49,245.84	\$49,245.84
<u>USFWS Imperiled Fish Survey of Selected Sites in the Alabama River and Associated Tributaries</u>		15.656	0.33	\$79,133.00	\$67,327.17	\$69,010.73
<u>USFWS Conduct Inventories for Federally Listed Plant Taxa</u>		15.656	0.26	\$20,000.00	\$19,741.82	\$20,000.00
<u>USFWS Red Hills Salamander Burrow Occupancy at US Army Corps of Engineers Haines Island Park</u>		15.656	1.72	\$80,640.00	\$68,770.65	\$78,471.62
		<b>Total</b>	<b>483.49</b>	<b>\$82,946,040.09</b>	<b>\$43,509,293.96</b>	<b>\$46,153,859.39</b>

S - Subgrant of state agency (not counted twice in totals)  
Dash in jobs column indicates job reporting not required.

The financial information below is a reflection of the data submitted by State-funded agencies and institutions to the Alabama Department of Finance each month. Jobs data is collected quarterly.

**Alabama ARRA Funding- Public 4 year Colleges**

**Jacksonville State University**

Grant Title	CFDA#	Quarterly Jobs Created / Retained	Amt Awarded	Amt Received	Amt Expended
<a href="#">Federal Work Study</a>	84.033	0.00	\$78,589.00	\$78,589.00	\$78,589.00
<a href="#">MRI-R2: Acquisition for the Critical Infrastructure Security and Assessment Laboratory</a>	47.082	-	\$415,600.00	\$89,971.00	\$89,971.00
<a href="#">MRI-RD: Acquisition of Simultaneous Thermal Analyzer for Undergraduate Research</a>	47.082	0.00	\$38,002.00	\$38,002.00	\$38,002.00
<a href="#">State Fiscal Stabilization Fund*</a>	84.394	42.05	\$6,687,320.00	\$5,182,171.00	\$5,182,171.00
<b>Total</b>		<b>42.05</b>	<b>\$7,219,511.00</b>	<b>\$5,388,733.00</b>	<b>\$5,388,733.00</b>

**Troy University**

Grant Title	CFDA#	Quarterly Jobs Created / Retained	Amt Awarded	Amt Received	Amt Expended
<a href="#">Elearning for Educators &amp; Education Technology</a> S	84.386A	0.00	\$40,000.00	\$9,985.00	\$20,182.00
<a href="#">Federal Work Study</a>	84.033	20.00	\$278,005.00	\$278,005.00	\$278,005.00
<a href="#">State Fiscal Stabilization Fund*</a>	84.394	92.00	\$9,198,564.00	\$7,088,879.00	\$8,115,492.00
<a href="#">Victims of Crime Act (VOCA) Victim Assistance Formula Grant: Sexual Assault and Violence Education Project</a> S	16.801	0.00	\$6,524.00	\$6,524.00	\$6,524.00
<b>Total</b>		<b>112.00</b>	<b>\$9,523,093.00</b>	<b>\$7,383,393.00</b>	<b>\$8,420,203.00</b>

**University of Alabama**

Grant Title	CFDA#	Quarterly Jobs Created / Retained	Amt Awarded	Amt Received	Amt Expended
<a href="#">Alabama Cyber Connections in Nanotechnology, Bioscience and Sensors</a> S	47.082	0.33	\$46,580.00	\$20,757.69	\$20,757.69
<a href="#">CRS Early Intervention Direct Service Project</a> S	84.181A	0.05	\$20,511.29	\$14,513.44	\$14,513.44
<a href="#">Energy Efficiency and Renewable Energy: Industrial Assessment Center</a>	81.117	2.37	\$120,000.00	\$103,816.01	\$103,816.01
<a href="#">Equipment to Enhance Training for Health Professionals</a>	93.411	0.00	\$275,800.00	\$261,250.00	\$261,250.00
<a href="#">Federal Work Study</a>	84.033	0.00	\$257,214.00	\$257,214.00	\$257,214.00
<a href="#">Geologic Sequestration Training and Research Grant Program</a>	81.133	0.17	\$299,966.00	\$47,619.95	\$47,619.95
<a href="#">Geologic Sequestration Site Characterization: Promising Geologic Formations for CO2 Storage</a>	81.132	0.00	\$4,849,924.00	\$449,135.09	\$449,135.09
<a href="#">Highway Investment</a> S	20.205	0.29	\$138,650.00	\$46,099.53	\$46,099.53
<a href="#">Industrial Technologies Program: Fuel/Feedstock Flexibility and Combined Heat and Power</a>	81.087	1.00	\$501,823.00	\$258,507.66	\$258,507.66
<a href="#">NIH: Cognitive Predictors of Language Impairment in Down Syndrome</a>	93.701	1.45	\$219,390.00	\$126,810.81	\$126,810.81
<a href="#">NIH: Exploratory/Developmental Research Grant Program (Parent R21)</a>	93.701	0.30	\$389,314.00	\$225,829.34	\$225,829.34
<a href="#">NSF 09-0561: Major Research Instrumentation</a>	47.082	0.00	\$501,680.00	\$279,977.50	\$279,977.50
<a href="#">NSF: Analytical and Surface Chemistry: Mass Spectrometry and Computational Method Deprotonated Peptides and Amino Acid Amides</a>	47.082	1.50	\$470,000.00	\$232,025.63	\$232,025.63

Report last updated 4/22/2011  
Reporting Period: 2/18/09 - 3/31/11  
Information to be updated late May

S - Subgrant of state agency (not counted twice in totals)  
Dash in jobs column indicates job reporting not required.

The financial information below is a reflection of the data submitted by State-funded agencies and institutions to the Alabama Department of Finance each month. Jobs data is collected quarterly.

**Alabama ARRA Funding- Public 4 year Colleges**

<a href="#">NSF: Analytical and Surface Chemistry: Optimally Designed Unimolecular Rectifiers</a>	47.082	0.98	\$730,000.00	\$322,374.61	\$322,374.61
<a href="#">NSF: Animal Development Mechanisms</a>	47.082	0.50	\$300,000.00	\$151,139.92	\$151,139.92
<a href="#">NSF: Changing Seasonality in the Arctic System (CSAS)</a>	47.082	2.12	\$307,269.00	\$110,427.62	\$110,427.62
<a href="#">NSF: GENI Requirements for Traffic Capabilities and Security Requirements Analysis</a>	47.082	0.00	\$29,848.00	\$26,396.73	\$26,396.73
<a href="#">NSF: Integrated Analysis of TorsinA</a>	47.082	0.50	\$753,563.00	\$179,005.39	\$179,005.39
<a href="#">NSF: Molecular Interactions of the Mitochondrial Iron-Chaperone Fraxtaxin</a>	47.082	1.45	\$697,501.00	\$204,088.39	\$204,088.39
<a href="#">NSF: Particle Astrophysics and Research Experience for Undergraduates</a>	47.082	1.50	\$516,000.00	\$229,051.75	\$229,051.75
<a href="#">NSF: Petrology and Geochemistry</a>	47.082	0.76	\$163,440.00	\$84,611.68	\$84,611.68
<a href="#">NSF: Photovoltaics in Nanoscale Ferroelectric Films</a>	47.082	0.52	\$152,271.00	\$99,533.57	\$99,533.57
<a href="#">NSF: SES Political Science</a>	47.082	1.43	\$205,291.00	\$168,054.44	\$168,054.44
<a href="#">NSF: Software for Language Engineering</a>	47.082	0.00	\$306,111.00	\$172,334.12	\$172,334.12
<a href="#">Research in Neutrino Physics</a>	81.049	0.00	\$87,200.00	\$50,448.81	\$50,448.81
<a href="#">Scholarships for Disadvantaged Youth</a>	93.407	0.00	\$170,804.00	\$73,941.00	\$73,941.00
<a href="#">Site Characterization for C02 Storage-Industrial Carbon Capture and Storage Applications</a>	81.132	10.45	\$5,000,000.00	\$569,166.19	\$569,166.19
<a href="#">State Energy and Partnership and Training Grant</a> S	17.275	0.00	\$118,600.00	\$7,682.16	\$7,682.16
<a href="#">State Energy Program Special Projects: Industrial Energy Efficiency</a> S	81.119	1.24	\$167,802.00	\$163,444.09	\$163,444.09
<a href="#">State Fiscal Stabilization Fund*</a>	84.394	0.00	\$29,398,744.00	\$22,784,027.00	\$22,784,027.00
<a href="#">Volcano Hazards Program Research and Monitoring</a>	15.818	0.00	\$125,000.00	\$101,931.64	\$101,931.64
<b>Total</b>		<b>28.91</b>	<b>\$47,320,296.29</b>	<b>\$27,821,215.76</b>	<b>\$27,821,215.76</b>

S - Subgrant of state agency (not counted twice in totals)  
Dash in jobs column indicates job reporting not required.



The financial information below is a reflection of the data submitted by State-funded agencies and institutions to the Alabama Department of Finance each month. Jobs data is collected quarterly.

**Alabama ARRA Funding- Public 4 year Colleges**

**University of Alabama at Birmingham**

Grant Title	CFDA#	Quarterly Jobs Created / Retained	Amt Awarded	Amt Received	Amt Expended
<a href="#">4/5:FAMILY-BASED GENOME-WIDE METHYLATION SCAN IN NEUROCOGNITION AND SCHIZOPHRENIA</a>	93.701	0.14	\$73,249.00	\$47,277.76	\$48,923.42
<a href="#">5500 Q-TRAP MASS SPECTROMETER</a>	93.701	-	\$469,212.00	\$469,201.00	\$469,201.00
<a href="#">A NATIONAL CONSORTIUM TO EXPLORE THE GENOTYPIC BASIS FOR ESRD IN LUPUS</a>	93.701	3.57	\$3,350,000.00	\$1,369,780.25	\$1,437,674.17
<a href="#">A PHASE 1B STUDY OF CEDIRANIB IN COMBINATION WITH CILENGITIDE IN PATIENTS WITH RECURRENT GLIOBLASTOMA MULTIFORME</a>	S 93.701	-	\$3,000.00	\$3,000.00	\$1,494.44
<a href="#">A PILOT STUDY TO DETERMINE THE SAFETY OF ARGATROBAN INJECTION IN COMBINATION WITH RT-PA IN PATIENTS WITH ACUTE ISCHEMIC STROKE</a>	S 93.701	0.30	\$54,691.00	\$32,093.77	\$54,691.00
<a href="#">A PILOT STUDY TO DETERMINE THE SAFETY OF ARGATROBAN INJECTION IN COMBINATION WITH RT-PA IN PATIENTS WITH ACUTE ISCHEMIC STROKE</a>	S 93.701	-	\$24,533.00	\$0.00	\$0.00
<a href="#">ACTIONS OF BDNF ON CA2+ SIGNALS IN HIPPOCAMPAL NEURONS</a>	93.701	-	\$14,644.00	\$13,925.75	\$13,925.75
<a href="#">ADENOVIRUS FLT3 LIGAND INDUCES NALT DCS FOR SALIVARY GLAND S-IGA AB RESPONSES</a>	93.701	-	\$16,936.00	\$8,800.00	\$8,800.00
<a href="#">ADHERENCE TO HIV CARE: ADVANCING THE SCIENCE</a>	93.701	0.14	\$107,239.00	\$96,645.25	\$99,366.96
<a href="#">ADOLESCENT BARIATRICS: ASSESSING HEALTH BENEFITS AND RISKS</a>	S 93.701	-	\$3,718.00	\$0.00	\$0.00
<a href="#">ADVL0813 A PHASE 1 STUDY OF IMC-A12 (ANTI-INSULIN-LIKE GROWTH FACTOR-1 RECEPTOR MONOCLINAL ANTIBODY) IN COMBINATIONS WITH CCI-779 (TEMSIROLIMUS) IN PEDIATRIC PATIENTS WITH RECURRENT OR REFRACTORY SOLID TUMORS</a>	93.701	0.30	\$25,371.00	\$13,789.95	\$17,086.80
<a href="#">Alabama Neuroscience Blueprint Core Center</a>	93.701	0.93	\$1,044,000.00	\$71,161.95	\$82,374.88
<a href="#">ALABAMA RADIO READING SERVICE</a>	S 84.399	-	\$40,000.00	\$0.00	\$7,070.76
<a href="#">ALABAMA-CLINICAL TRIALS UNIT</a>	93.701	0.07	\$518,212.00	\$0.00	\$6,236.29
<a href="#">ALZHEIMERS DISEASE NEUROIMAGING PROTOCOL GRAND OPPORTUNITY (ADNI-GO)</a>	S 93.701	-	\$148,375.00	\$11,931.96	\$2,671.43
<a href="#">AMINO ACID TRANSPORT AND THE BIOLOGY OF HUMAN GLIOMAS</a>	93.701	1.98	\$732,292.00	\$585,584.49	\$609,686.32
<a href="#">ANALYSIS OF A MURINE MODEL OF THE AML-1 ETO TRANSLOCATION</a>	93.701	-	\$8,030.00	\$8,029.99	\$8,029.99
<a href="#">ANTIPSYCHOTIC DRUG-INDUCED WEIGHT GAIN</a>	93.701	-	\$74,815.72	\$74,815.72	\$74,815.72
<a href="#">ARRA - TRAINING IN PRIMARY CARE MEDICINE AND DENTISTRY: PHYSICIAN ASSISTANT TRAINING IN PRIMARY CARE</a>	S 93.403	1.63	\$1,080,321.00	\$81,980.66	\$100,145.18
<a href="#">ARRA COMPONENT I TOBACCO PREVENTION AND CONTROL BRANCH (TPCD)</a>	S 93.723	-	\$9,040.00	\$6,693.37	\$8,938.14
<a href="#">ARRA COMPONENT III TOBACCO PREVENTION AND CONTROL BRANCH (TPCD)</a>	S 93.723	-	\$2,500.00	\$2,500.00	\$2,500.00
<a href="#">ARRA-NURSE FACULTY LOAN PROGRAM</a>	93.408	-	\$94,259.00	\$94,259.00	\$0.00

Report last updated 4/22/2011

Reporting Period: 2/18/09 - 3/31/11

Information to be updated late May

S - Subgrant of state agency (not counted twice in totals)

Dash in jobs column indicates job reporting not required.

The financial information below is a reflection of the data submitted by State-funded agencies and institutions to the Alabama Department of Finance each month. Jobs data is collected quarterly.

**Alabama ARRA Funding- Public 4 year Colleges**

<a href="#">ARRA-NURSE FACULTY LOAN PROGRAM</a>	S	93.408	-	\$133,734.00	\$133,734.00	\$0.00
<a href="#">ARRA-PUBLIC HEALTH TRAINEESHIP PROGRAM</a>		93.405	-	\$116,041.00	\$57,000.00	\$57,000.00
<a href="#">ARRA-SPRINT- SENIOR SYSTOLIC BLOOD PRESSURE INTERVENTION TRIAL ( SPRINT) CLINICAL CENTER NETWORKS</a>		93.CON	-	\$2,708,560.00	\$65,830.92	\$190,787.39
<a href="#">Assembly of the Negative Stranded RNA Virus Core</a>		93.701	-	\$18,158.00	\$17,850.33	\$17,850.33
<a href="#">ATN COORDINATING CENTER</a>		93.701	0.10	\$6,833,921.00	\$1,863,914.51	\$1,929,498.59
<a href="#">BIOMAKER PROFILES FOR EARLY DIAGNOSIS OF SEPSIS IN NEONATES</a>	S	93.701	-	\$42,908.00	\$13,998.49	\$13,998.49
<a href="#">BIRMINGHAM SCIENCE EDUCATION PARTNERSHIP: MIDDLE SCHOOL INQUIRY-BASED LEARNING</a>		93.701	1.14	\$149,894.00	\$111,006.63	\$113,938.12
<a href="#">BRAIN RESEARCH TO AMELIORATE IMPAIRED NEURODEVELOPMENT - HOME-BASED INTERVENTION</a>		93.701	1.47	\$222,039.00	\$86,023.32	\$88,883.63
<a href="#">CANCER, HEART AND KIDNEY DISEASE- UNDERSTANDING THE IMPACT ON HIV (CHK-UP ON HIV)</a>	S	93.701	1.18	\$164,631.00	\$73,943.64	\$88,965.70
<a href="#">CAPSID-LABELED ADENOVIRUS FOR VIROTHERAPY MONITORING</a>		93.701	-	\$136,311.00	\$123,318.23	\$120,200.09
<a href="#">CD19 TYROSINE-MEDIATED SIGNAL TRANSDUCTION IN VIVO</a>		93.701	-	\$99,870.00	\$0.00	\$0.00
<a href="#">CELLULAR ADHESION MOLECULE: GENES, PHENOTYPES, AND CORONARY ATHEROSCLEROSIS</a>	S	93.701	0.15	\$89,940.00	\$36,863.15	\$57,668.59
<a href="#">CENTER FOR GLIAL BIOLOGY IN MEDICINE RESEARCH RECRUITMENT CORE CENTERCore Center</a>		93.701	1.23	\$1,302,250.00	\$787,805.42	\$805,335.77
<a href="#">CHILDHOOD ARTHRITIS AND RESEARCH ALLIANCE NETWORK (CARRANET): ACCELERATING TOWARD AN EVIDENCE BASED CULTURE IN PEDIATRIC RHEUMATOLOGY</a>		93.701	-	\$20,910.00	\$11,370.00	\$9,255.21
<a href="#">CHIMERIC ALPHAVIRUS VACCINES FOR CHIKUNGUNYA</a>	S	93.701	1.27	\$183,547.00	\$173,394.39	\$173,394.39
<a href="#">CHIMERIC ALPHAVIRUS VACCINES FOR CHIKUNGUNYA</a>	S	93.701	-	\$183,651.00	\$94,522.45	\$107,486.41
<a href="#">CHRONIC KIDNEY DISEASE IN CHILDREN (CKID)</a>	S	93.701	0.46	\$35,000.00	\$26,243.03	\$27,564.71
<a href="#">CILIAL DYSFUNCTION AND PATHOGENESIS OF OBESITY</a>		93.701	-	\$62,500.00	\$62,499.99	\$62,499.99
<a href="#">CLINICAL CENTER FOR LOOKAHEAD: ACTION FOR HEALTH IN DIABETES</a>		93.701	0.52	\$100,402.00	\$70,810.72	\$75,058.26
<a href="#">COLLABORATIVE OBSERVATIONAL STUDY OF MYOPIA IN COMET CHILDREN 2: CLINICAL CENTER</a>		93.701	0.12	\$110,050.00	\$75,004.06	\$77,318.78
<a href="#">COLLABORATIVE RESEARCH CLIMATE CHANGE AND PREDATORY INVASION OF THE ANTARCTIC MARINE ENVIRONMENT</a>		47.082	0.33	\$148,860.00	\$78,757.67	\$78,757.67
<a href="#">COLLABORATIVE RESEARCH THE CHEMICAL ECOLOGY OF SHALLOW-WATER MARINE MACROALGAE AND INVERTEBRATES ON THE ANTARCTIC PENINSULA</a>		47.082	1.57	\$703,313.00	\$279,269.06	\$292,466.18
<a href="#">COMBINED BEHAVIORAL AND DRUG TREATMENT OF OVERACTIVE BLADDER IN MEN</a>		93.701	1.01	\$1,064,142.00	\$428,711.26	\$517,155.32

S - Subgrant of state agency (not counted twice in totals)  
Dash in jobs column indicates job reporting not required.

Report last updated 4/22/2011  
Reporting Period: 2/18/09 - 3/31/11  
Information to be updated late May

The financial information below is a reflection of the data submitted by State-funded agencies and institutions to the Alabama Department of Finance each month. Jobs data is collected quarterly.

**Alabama ARRA Funding- Public 4 year Colleges**

<a href="#">COMMUNITIES PUTTING PREVENTION TO WORK (CPPW) MODIFIED BEHAVIORAL RISK FACTOR SURVEILLANCE SYSTEM (BRFSS) SURVEYS</a>		93.283	-	\$90,000.00	\$86,829.00	\$35,469.00
<a href="#">COMPONENT I ADPH Tobacco Prevention and Control Branch Contract</a>	S	93.723	-	\$0.00	\$0.00	\$0.00
<a href="#">COMPREHENSIVE CANCER CENTER CORE SUPPORT GRANT</a>		93.701	0.12	\$50,000.00	\$21,593.90	\$22,981.74
<a href="#">COMPREHENSIVE CANCER CENTER CORE SUPPORT GRANT</a>		93.701	0.95	\$364,163.00	\$230,784.06	\$243,138.58
<a href="#">COMPREHENSIVE CANCER CENTER CORE SUPPORT GRANT</a>		93.701	7.51	\$1,368,146.00	\$634,516.35	\$679,472.62
<a href="#">COMPREHENSIVE CANCER CENTER CORE SUPPORT GRANT</a>		93.701	-	\$930,000.00	\$0.00	\$0.00
<a href="#">COMPREHENSIVE MINORITY AND HEALTH DISPARITIES RESEARCH CENTER</a>		93.701	1.06	\$1,400,000.00	\$70,389.84	\$86,377.98
<a href="#">CONTROL OF CHROMATIN LANDSCAPES IN EFFECTOR T CELL LINEAGE SPECIFICATIONS</a>		93.701	2.57	\$741,172.00	\$651,908.14	\$678,342.36
<a href="#">CRS EARLY INTERVENTION DIRECT SERVICE PROJECT FY 2009</a>	S	84.393	-	\$2,545.50	\$2,545.50	\$2,545.50
<a href="#">CRS EARLY INTERVENTION DIRECT SERVICE PROJECT FY 2010</a>	S	84.393	0.08	\$3,200.28	\$1,882.92	\$1,876.20
<a href="#">CYCORE: CYBERINFRASTRUCTURE FOR COMPARATIVE EFFECTIVENESS RESEARCH</a>	S	93.701	-	\$28,538.00	\$28,518.62	\$28,518.62
<a href="#">CYCORE: CYBERINFRASTRUCTURE FOR COMPARATIVE EFFECTIVENESS RESEARCH</a>		93.701	-	\$54,602.00	\$21,711.87	\$30,391.82
<a href="#">DATA COORDINATING CENTER FOR BENIGN PROSTATE SYMPTOMS</a>		93.701	0.93	\$99,592.00	\$98,380.58	\$99,592.00
<a href="#">DECTIN 1 AND INVASIVE PULMONARY ASPERGILLOSIS</a>		93.701	2.17	\$732,083.00	\$485,171.30	\$508,192.22
<a href="#">DECTIN-1 AND IMMUNITY AGAINST PNEUMOCYSTIS CARINII</a>		93.701	-	\$73,250.00	\$71,424.62	\$71,424.62
<a href="#">DEVELOPING AND IMPROVING INSTITUTIONAL ANIMAL RESOURCES</a>		93.701	-	\$499,105.00	\$246,032.57	\$0.00
<a href="#">DEVELOPMENT OF A REGIONAL HEALTH IMAGE EXCHANGE SERVICE</a>		93.701	1.00	\$2,143,097.00	\$513,167.75	\$520,173.91
<a href="#">DEVELOPMENT OF DOUBLE-TARGETED VECTORS FOR LONG-TERM VASCULAR EXPRESSION IN VIVO</a>		93.701	-	\$866,489.00	\$858,375.57	\$858,382.37
<a href="#">DIETARY INTAKES AND PATTERNS, BIOMARKERS, AND MATERNAL AND INFANT OUTCOMES IN HIV</a>	S	93.701	0.01	\$12,500.00	\$1,168.01	\$1,215.52
<a href="#">DISEASE: CELLULAR AND MOLECULAR MECHANISMS</a>	S	93.701	0.43	\$38,907.00	\$35,134.05	\$38,186.14
<a href="#">DISTANCE-BASED EDUCATION FOR INTERNATIONAL STUDY COORDINATORS</a>		93.701	3.31	\$998,903.00	\$672,112.10	\$710,919.64
<a href="#">EFFECT OF MACROLIDE TREATMENT ON A NOVEL PATHWAY OF NEUTROPHILIC INFLAMMATION IN COPD</a>		93.701	-	\$42,413.00	\$41,738.83	\$41,738.83
<a href="#">EFFECT OF PARAMEDIC AIRWAY EXPERIENCE ON PATIENT OUTCOMES</a>		93.701	-	\$8,468.00	\$4,017.56	\$4,017.56
<a href="#">EMERGING MACROLIDE RESISTANCE IN MYCOPLASMA PNEUMONIAE</a>		93.701	1.84	\$400,855.00	\$292,777.50	\$306,284.74
<a href="#">ENHANCING FACULTY RECRUITMENT IN NANOSCALE SCIENCES FOR BIOMEDICAL RESEARCH</a>		93.701	1.13	\$719,168.85	\$279,610.98	\$295,299.39
<a href="#">ENHANCING MINORITY PARTICIPATION IN CLINICAL TRIALS (EMPACT)</a>	S	93.701	-	\$1,604,767.64	\$0.00	\$284,272.27

S - Subgrant of state agency (not counted twice in totals)  
Dash in jobs column indicates job reporting not required.

Report last updated 4/22/2011  
Reporting Period: 2/18/09 - 3/31/11  
Information to be updated late May

The financial information below is a reflection of the data submitted by State-funded agencies and institutions to the Alabama Department of Finance each month. Jobs data is collected quarterly.

### Alabama ARRA Funding- Public 4 year Colleges

<a href="#">ENHANCING MINORITY PARTICIPATION IN CLINICAL TRIALS (EMPACT)</a>	S	93.701	1.01	\$144,083.36	\$144,083.36	\$144,083.36
<a href="#">EPIDEMIOLOGY OF DENTAL CARIES AND IMMUNITY IN CHILDREN SUMMER SUPPLEMENTAL FUNDS</a>		93.701	-	\$16,936.00	\$12,029.88	\$12,029.88
<a href="#">EPIGENETIC ALTERATIONS IN IPP FIBROBLASTIC FOCI</a>		93.701	0.40	\$146,438.00	\$123,118.71	\$126,756.66
<a href="#">ERBB SIGNALING IN VERTEBRATE MORPHOGENESIS</a>		93.701	3.01	\$616,291.00	\$421,417.77	\$443,455.74
<a href="#">ERYTHROID KRUPPLE-LIKE FACTOR COMPLEXES DEFINED IN TAP-TAGGED KNOCKIN MICE</a>		93.701	-	\$100,000.00	\$99,864.04	\$99,864.04
<a href="#">ETHNIC DIFFERENCES IN RESPONSES TO PAINFUL STIMULI</a>	S	93.701	-	\$308,264.00	\$157,179.37	\$188,737.23
<a href="#">ETHNIC DIFFERENCES IN THE RISK OF FRACTURE AND VASCULAR DISEASE</a>		93.701	0.56	\$108,000.00	\$47,929.77	\$49,426.77
<a href="#">ETIOLOGY OF GEOGRAPHIC AND RACIAL DIFFERENCES IN STROKE</a>		93.701	1.22	\$366,250.00	\$256,227.08	\$271,605.15
<a href="#">EXPLORING THE EFFECTS OF REHABILITATION ON BRAIN REMODELING IN PROGRESSIVE MS</a>		93.701	1.16	\$401,855.00	\$257,416.03	\$271,101.50
<a href="#">EXPRESSION AND FUNCTION OF SOCS PROTEINS IN GLIAL CELLS</a>		93.701	-	\$81,713.00	\$26,034.64	\$26,034.64
<a href="#">FAMILIAL INTRACRANIAL ANEURYSM STUDY II (FIA II)</a>	S	93.701	-	\$28,060.00	\$30,061.62	\$28,060.00
<a href="#">FAMILIAL INTRACRANIAL ANEURYSM STUDY II (FIA II)</a>	S	93.701	-	\$28,239.00	\$512.75	\$0.00
<a href="#">FATIGABILITY, GENDER, AND OPTIMAL STIMULATION PARAMETERS AFTER SPINAL CORD INJURY</a>		93.701	0.27	\$146,447.00	\$88,805.79	\$93,610.30
<a href="#">FEASIBILITY OF GAMMA/DELTA T CELL IMMUNOTHERAPY FOR GLIOBLASTOMA</a>		93.701	-	\$71,200.00	\$71,160.32	\$71,160.32
Federal Work-Study		84.033	-	\$220,130.00	\$220,130.00	\$220,130.00
<a href="#">Fluorescently Labeled Anti-EGFR to Guide Removal of Lymph Node Metastasis</a>		93.701	0.47	\$402,719.00	\$302,942.42	\$308,522.94
<a href="#">FOCAL ADHESION KINASE AND FAK-RELATED NON-KINASE IN IDIOPATHIC PULMONARY FIBROSIS</a>		93.701	0.42	\$146,438.00	\$96,118.12	\$101,454.54
<a href="#">GENERATION OF COMPLEMENT C9 CONDITIONAL KNOCKOUT MICE AND ANTI-C9 MABS</a>		93.701	0.35	\$146,417.00	\$142,685.38	\$146,417.00
<a href="#">GENES AND PHENOTYPE (GAP) STUDIES OF IMMUNOLOGIC AND INFLAMMATORY PATHWAYS</a>	S	93.701	0.13	\$111,330.00	\$72,233.70	\$72,233.70
<a href="#">GENES AND PHENOTYPE (GAP) STUDIES OF IMMUNOLOGIC AND INFLAMMATORY PATHWAYS</a>	S	93.701	-	\$113,621.00	\$30,314.19	\$54,137.49
<a href="#">GENETIC AND ENVIRONMENTAL DETERMINANTS OF WARFARIN RESPONSE</a>		93.701	1.00	\$332,781.00	\$91,428.86	\$100,219.74
<a href="#">GENETIC AND ENVIRONMENTAL DETERMINANTS OF WARFARIN RESPONSE</a>		93.701	-	\$15,777.00	\$9,637.71	\$9,637.71
<a href="#">GENETIC CONTRIBUTORS TO DIABETES AND DYSLIPIDEMIA IN AFRICAN AMERICANS</a>	S	93.701	-	\$87,101.00	\$40,682.77	\$40,682.77
<a href="#">Genetic Contributors to Diabetes and Dyslipidemia in African Americans</a>	S	93.701	-	\$21,105.00	\$12,471.25	\$19,144.89
<a href="#">GENETICS OF HYPERTENSION RISK FACTORS AND SEQUELA IN AFRICAN AMERICANS</a>	S	93.701	0.56	\$293,000.00	\$156,259.11	\$214,559.83
<a href="#">GENOME WIDE HAPLOTYPE ASSOCIATION ANALYSIS</a>		93.701	1.00	\$153,922.00	\$70,564.24	\$77,059.08

S - Subgrant of state agency (not counted twice in totals)  
Dash in jobs column indicates job reporting not required.

Report last updated 4/22/2011  
Reporting Period: 2/18/09 - 3/31/11  
Information to be updated late May

The financial information below is a reflection of the data submitted by State-funded agencies and institutions to the Alabama Department of Finance each month. Jobs data is collected quarterly.

**Alabama ARRA Funding- Public 4 year Colleges**

<a href="#">GENOME-WIDE ASSOCIATION STUDY TO IDENTIFY GENETIC COMPONENTS OF KNEE OA: THE OAI</a>	S	93.701	-	\$65,751.00	\$53,516.06	\$53,516.06
<a href="#">GENOME-WIDE ASSOCIATION STUDY TO IDENTIFY GENETIC COMPONENTS OF KNEE OA: THE OAI</a>		93.701	-	\$28,883.00	\$8,163.37	\$9,529.05
<a href="#">GEOLOGIC SEQUESTRATION TRAINING AND RESEARCH</a>		81.133	0.57	\$299,940.00	\$85,085.93	\$92,694.68
<a href="#">GLYCOSYLATION &amp; FUNCTION OF AN ORAL STREPTOCOCCAL ADHESIN</a>		93.701	-	\$16,936.00	\$9,168.23	\$9,168.23
<a href="#">Glycosylation and Function of an Oral Streptococcal Adhesion</a>		93.701	0.43	\$410,200.00	\$127,851.35	\$129,758.98
<a href="#">GO-ING FORWARD</a>		93.701	5.59	\$1,906,799.00	\$597,091.84	\$636,465.92
<a href="#">GROWTH HORMONE RECEPTOR DIMERIZATION/DISULFIDE LINKAGE</a>		93.701	-	\$99,547.00	\$99,547.00	\$99,547.00
<a href="#">GROWTH HORMONE RECEPTOR DIMERIZATION/DISULFIDE LINKAGE</a>		93.701	1.36	\$219,750.00	\$162,960.27	\$179,215.70
<a href="#">HDL MODULATION OF MONOCYTE FUNCTION IN ENDOTOXEMIA</a>		93.701	1.00	\$251,908.00	\$113,395.47	\$115,402.85
<a href="#">HEART FAILURE, CHRONIC KIDNEY DISEASE, AND RENIN-ANGIOTENSIN SYSTEM INHIBITION</a>		93.701	1.12	\$184,843.00	\$94,254.60	\$94,254.60
<a href="#">HEMODIALYSIS FISTULA MATURATION CONSORTIUM - DCC</a>	S	93.701	-	\$528,558.00	\$81,425.76	\$137,495.56
<a href="#">HETEROGENEITY IN CYTOKINE RESPONSES TO HIV-1 INFECTION</a>		93.701	(0.30)	\$49,431.00	\$49,424.11	\$49,424.11
<a href="#">HETEROGENEITY IN CYTOKINE RESPONSES TO HIV-1 INFECTION</a>		93.701	0.42	\$49,998.00	\$17,884.30	\$20,180.96
<a href="#">HIV-1 CAPSID PROTEIN/CYCLOPHILIN-A COMPLEX: A STRUCTURAL STUDY</a>		93.701	-	\$44,804.00	\$5,581.63	\$5,581.63
<a href="#">HLA*B ASSOCIATED GENES AND MEMORY B CELLS IN PATIENTS WITH CVID</a>		93.701	1.17	\$183,868.00	\$140,321.25	\$150,133.56
<a href="#">HO-1 AND GRANULOMA FORMATION IN TB PLEURISY</a>		93.701	1.27	\$330,494.00	\$0.00	\$105,933.97
<a href="#">HOST GENETIC EPIDEMIOLOGY IN HIV-1-DISCORDANT AFRICAN COUPLES AND OTHER COHORTS</a>		93.701	0.91	\$500,859.00	\$22,289.82	\$30,497.43
<a href="#">Immunobiology and Prevention of H. Pylori Disease</a>		93.701	-	\$98,944.00	\$94,996.79	\$94,996.79
<a href="#">Immunobiology of Bacillus Anthracis Spore-Host Interactions</a>		93.701	1.57	\$732,292.00	\$633,259.92	\$646,816.29
<a href="#">IMMUNOLOGIC UNIQUENESS OF THE FEMALE GENITAL TRACT IN HIV PATHOGENESIS</a>		93.701	10.75	\$4,472,316.08	\$2,420,898.99	\$2,556,036.72
<a href="#">IMPACT OF A NEW GROUP 6 SEROTYPE ON PNEUMOCOCCAL VACCINES</a>		93.701	-	\$12,969.00	\$11,359.00	\$11,359.00
<a href="#">IMPACT OF MENSTRUAL CYCLE ON ANTIRETROVIRAL PHARMACOKINETICS</a>		93.701	0.91	\$36,369.00	\$15,164.35	\$18,040.59
<a href="#">IMPACT OF MENSTRUAL CYCLE ON ANTIRETROVITRAL PHARMACOKINETICS</a>		93.701	-	\$50,000.00	\$50,000.00	\$50,000.00
<a href="#">INDIVIDUALIZING THERAPY FOR KIDNEY AND HEART TRANSPLANT RECIPIENTS</a>	S	93.701	-	\$440,816.00	\$401.38	\$35,635.01
<a href="#">INNOVATIVE METHODS FOR MEMBRANCE PROTEIN EXPRESSION AND CRYSTALLIZATION</a>		93.701	0.23	\$126,153.00	\$51,532.71	\$51,965.01
<a href="#">INTERACTION OF SINDBIS VIRUS WITH CELLULAR PROCESSES</a>		93.701	3.30	\$728,317.00	\$634,728.61	\$672,987.40
<a href="#">INTERNATIONAL MATERNAL PEDIATRIC ADOLESCENT AIDS CLINICAL TRAILS GROUP (IMPAACT)</a>	S	93.701	-	\$10,460.00	\$6,683.84	\$6,683.84

S - Subgrant of state agency (not counted twice in totals)  
Dash in jobs column indicates job reporting not required.

Report last updated 4/22/2011  
Reporting Period: 2/18/09 - 3/31/11  
Information to be updated late May

The financial information below is a reflection of the data submitted by State-funded agencies and institutions to the Alabama Department of Finance each month. Jobs data is collected quarterly.

**Alabama ARRA Funding- Public 4 year Colleges**

<u>INTERNATIONAL MATERNAL PEDIATRIC ADOLESCENT AIDS CLINICAL TRIALS GROUP (IMPAACT)</u>	S	93.701	-	\$1,464.00	\$784.61	\$679.39
<u>INTERNATIONAL MATERNAL PEDIATRIC ADOLESCENT AIDS CLINICAL TRIALS GROUP (IMPAACT)</u>	S	93.701	-	\$95,800.00	\$95,800.00	\$95,800.00
<u>INTERNATIONAL MATERNAL PEDIATRIC ADOLESCENT AIDS CLINICAL TRIALS GROUP (IMPAACT)</u>	S	93.701	-	\$488,236.00	\$390,589.00	\$0.00
<u>INTERPLAY OF RENAL CA AND NA TRANSPORT PATHWAYS</u>		93.701	-	\$46,444.00	\$43,367.94	\$43,367.94
<u>INTERROGATION OF KEY GENOMIC ALTERATIONS IN GLOBLASTOMA MULTIFORME (GBM) FOR IDENTIFICATION OF MOLECULAR PATHWAYS CRITICAL TO GBM TUMORIGENESIS AND PROGRESSION</u>	S	93.UNK	-	\$829,731.00	\$126,262.51	\$222,008.66
<u>INTRAFLAGELLAR TRANSPORT MEDIATED REGULATION OF HEDGEHOG SIGNALING</u>		93.701	-	\$40,810.00	\$2,368.88	\$40,810.00
<u>KAISER PERMANENTE AUTOIMMUNE DISEASE REGISTRY</u>	S	93.701	-	\$30,000.00	\$20,690.79	\$26,497.02
<u>KINETIC MECHANISM OF CLPA CATALYZED POLYPEPTIDE TRANSLOCATION</u>		47.082	1.00	\$545,997.00	\$349,083.80	\$356,643.77
<u>LIFESTYLE INTERVENTION TO TREAT ERECTILE DYSFUNCTION (LITE)</u>	S	93.701	0.15	\$43,122.00	\$35,496.30	\$35,496.30
<u>LIFESTYLE INTERVENTION TO TREAT ERECTILE DYSFUNCTION (LITE)</u>	S	93.701	-	\$43,803.00	\$21,335.63	\$29,816.04
<u>LIPOSOMAL RECOMBINANT VACCINE AND CARIES IMMUNITY</u>		93.701	-	\$286,500.00	\$0.00	\$0.00
<u>LONG RANGE INTERACTIONS IN MU AND BACTERIAL DNA</u>		93.701	1.00	\$219,719.00	\$108,562.25	\$116,874.79
<u>LONG-TERM DETERIORATION OF KIDNEY ALLOGRAFT FUNCTION</u>	S	93.701	-	\$132,624.00	\$33,091.52	\$132,618.19
<u>LUNG TUMOR EXOSOME-MEDIATED INFLAMMATION PROMOTES TUMOR PROGRESSION AND GROWTH</u>		93.701	-	\$0.00	\$0.00	\$0.00
<u>MECHANISM OF EUKARYOTIC TRANSLATION TERMINATION</u>		93.701	-	\$43,798.00	\$43,798.00	\$43,798.00
<u>MECHANISM OF IRES-MEDIATED TRANSLATION INITIATION</u>		93.701	-	\$123,480.00	\$119,355.29	\$123,480.00
<u>MECHANISM OF MYCOBACTERIUM TUBERCULOSIS PERSISTENCE</u>		93.701	2.95	\$732,188.00	\$625,130.11	\$668,984.38
<u>MECHANISMS OF HUMAN INSULIN RESISTANCE</u>		93.701	-	\$74,070.00	\$63,570.08	\$74,070.00
<u>MECHANISMS OF OCULAR DEVELOPMENT</u>		93.701	2.10	\$381,769.00	\$249,797.62	\$273,939.44
<u>MECHANISMS OF RACE-BASED DIFFERENCES IN FACTOR VIII IMMUNOGENICITY IN HEMOPHILIA</u>	S	93.701	0.83	\$44,100.00	\$36,961.82	\$36,961.82
<u>MECHANISMS OF RACE-BASED DIFFERENCES IN FACTOR VIII IMMUNOGENICITY IN HEMOPHILIA</u>		93.701	-	\$36,961.82	\$15,224.38	\$23,438.89
<u>MECHANISMS OF SALT-SENSITIVE HYPERTENSION AND HYPERTENSIVE NEPHROSCLEROSIS</u>		93.701	-	\$48,352.00	\$48,352.00	\$48,352.00
<u>MICE FOR DEVELOPMENT OF HD THERAPEUTICS</u>		93.701	-	\$93,601.88	\$93,601.88	\$93,601.88
<u>MICROCAL AUTO-ITC200; AUTOMATED HIGH SENSITIVITY ISOTHERMAL TITRATION CALORIMETRY</u>		93.701	-	\$250,000.00	\$250,000.00	\$250,000.00
<u>MID CAREER AWARD IN PATIENT ORIENTED PELVIC FLOOR RESEARCH</u>		93.701	0.01	\$53,826.00	\$53,826.00	\$53,826.00

S - Subgrant of state agency (not counted twice in totals)  
Dash in jobs column indicates job reporting not required.

Report last updated 4/22/2011  
Reporting Period: 2/18/09 - 3/31/11  
Information to be updated late May



The financial information below is a reflection of the data submitted by State-funded agencies and institutions to the Alabama Department of Finance each month. Jobs data is collected quarterly.

**Alabama ARRA Funding- Public 4 year Colleges**

<a href="#"><u>MITOCHONDRIAL ASSOCIATED CVD SUSCEPTIBILITY IN HUMANS AND MICE</u></a>	93.701		2.39	\$837,468.00	\$602,406.79	\$625,756.31
<a href="#"><u>MOLECULAR MECHANISMS OF TRANSCRIPTION ELONGATION</u></a>	93.701		-	\$147,016.00	\$135,608.84	\$147,016.00
<a href="#"><u>MOLECULAR SIGNALING IN OXIDATIVE STRESS-INDUCED VASCULAR CALCIFICATION</u></a>	93.701		0.83	\$258,762.00	\$175,082.55	\$183,723.76
<a href="#"><u>MOLECULAR THERAPEUTICS FOR ANAPLASTIC GLIOMAS</u></a>	93.701		0.09	\$246,417.00	\$246,263.55	\$246,417.00
<a href="#"><u>Monitoring of Advanced Virotherapy for Ovarian Cancer</u></a>	93.701		-	\$640,979.00	\$250,676.58	\$250,676.70
<a href="#"><u>MOREHOUSE SCHOOL OF MEDICINE/TUSKEGEE UNIVERSITY/UAB COMP. CANCER CENTER PARTNERSHIP</u></a>	93.701		0.79	\$267,359.00	\$148,502.62	\$151,227.97
<a href="#"><u>MOREHOUSE SCHOOL OF MEDICINE/TUSKEGEE UNIVERSITY/UAB COMP. CANCER CENTER PARTNERSHIP</u></a>	93.701		1.28	\$293,000.00	\$140,166.20	\$149,285.43
<a href="#"><u>MRI ACQUISITION OF IMAGING X-RAY PHOTOELECTRON SPECTROSCOPY SYSTEM FOR INTERDISCIPLINARY RESEARCH AND EDUCATION IN MULTI-SCALE MATERIALS</u></a>	47.082		-	\$431,200.00	\$431,200.00	\$431,200.00
<a href="#"><u>MUCOSAL TGF BETA/IL-6 AXIS IN THE REGULATION OF T CELL FUNCTION</u></a>	93.701		0.08	\$402,625.00	\$341,277.64	\$350,795.91
<a href="#"><u>MULTI-DISCIPLINARY EVALUATION OF CHRONIC PELVIC PAIN SYNDROME</u></a>	93.701		-	\$13,130.00	\$8,044.06	\$9,522.91
<a href="#"><u>MULTIFOCAL OPTICAL COHERENCE MICROSCOPE</u></a>	93.701		0.81	\$516,704.00	\$342,908.46	\$351,370.85
<a href="#"><u>MULTI-MODAL PHYSICIAN INTERVENTION TO DETECT AMBLYOPIA</u></a>	93.701		-	\$177,568.00	\$177,106.02	\$177,106.02
<a href="#"><u>NA/BICARBONATE COTRANSPORTERS IN BRAIN</u></a>	93.701		2.60	\$805,521.00	\$510,599.07	\$536,673.53
<a href="#"><u>NATIONAL ALZHEIMER'S COORDINATING CENTER (NACC) - GWAS PHASE 2 ARRA</u></a>	S 93.701		-	\$3,500.00	\$3,500.00	\$3,500.00
<a href="#"><u>National Standard for Normal Fetal Growth</u></a>	93.CON		-	\$569,534.00	\$0.00	\$85,111.97
<a href="#"><u>NEONATAL BLADDER INFLAMMATION, OPIOIDS, AND ADULT BLADDER PAIN</u></a>	93.701		-	\$45,727.00	\$44,664.40	\$45,726.99
<a href="#"><u>NEURAL ORGANIZATION OF EYE MOVEMENTS IN DEPTH</u></a>	93.701		-	\$114,953.00	\$113,471.06	\$113,471.06
<a href="#"><u>NEUROHORMONAL BLOCKADE AND OUTCOMES IN DIASTOLIC HEART FAILURE</u></a>	93.701		3.13	\$915,476.00	\$630,731.29	\$673,208.14
<a href="#"><u>NEURON SUBTYPE AND CIRCUIT SPECIFIC PATTERNS OF GENE EXPRESSION IN SCHIZOPHRENIA</u></a>	93.701		6.31	\$1,000,000.00	\$623,246.76	\$652,749.24
<a href="#"><u>NEURO-OPHTHALMOLOGY RESEARCH DISEASE INVESTIGATOR CONSORTIUM (NORDIC)NETWORK</u></a>	S 93.701		-	\$5,700.00	\$0.00	\$0.00
<a href="#"><u>NEW PARADIGMS OF CFTR REGULATION</u></a>	93.701		0.25	\$219,750.00	\$219,464.09	\$219,750.00
<a href="#"><u>NEWBORN NEURONS IN THE ADULT HIPPOCAMPAL NETWORK</u></a>	93.701		0.10	\$27,521.00	\$19,432.14	\$19,432.14
<a href="#"><u>NEWBORN NEURONS IN THE ADULT HIPPOCAMPAL NETWORK</u></a>	93.701		1.00	\$256,499.00	\$181,832.05	\$192,544.86
<a href="#"><u>NIAMS MULTIDISCIPLINARY CLINICAL RESEARCH CENTER-ARRA</u></a>	93.701		0.13	\$267,433.00	\$227,796.86	\$228,972.30
<a href="#"><u>NICOTINE AND CHRONIC KIDNEY DISEASE</u></a>	93.701		1.86	\$1,140,410.00	\$754,404.95	\$774,710.90
<a href="#"><u>NONINVASIVE VISUALIZATION AND ANALYSIS OF ORGAN SYSTEMS USING OCT AND DIGITAL FUNDUS PHOTOGRAPHY</u></a>	93.701		-	\$274,940.00	\$274,940.00	\$274,940.00
<a href="#"><u>NOVEL GENETIC AND SALIVARY GLYCAN BIOMARKERS FOR RISK OF NEC IN ELBW INFANTS</u></a>	S 93.701		0.16	\$39,335.00	\$23,554.77	\$27,306.54

S - Subgrant of state agency (not counted twice in totals)  
Dash in jobs column indicates job reporting not required.

Report last updated 4/22/2011  
Reporting Period: 2/18/09 - 3/31/11  
Information to be updated late May

The financial information below is a reflection of the data submitted by State-funded agencies and institutions to the Alabama Department of Finance each month. Jobs data is collected quarterly.

**Alabama ARRA Funding- Public 4 year Colleges**

<a href="#"><u>OLDER DRIVERS: AN EVIDENCE-BASIS FOR LICENSURE STANDARDS</u></a>		93.701	3.73	\$318,487.00	\$199,117.58	\$212,136.30
<a href="#"><u>OSTEOPONTIN AND MICROENVIRONMENT OF INITIATED CELLS</u></a>		93.701	1.31	\$591,082.00	\$398,307.05	\$410,626.72
<a href="#"><u>PERCEIVED DISCRIMINATION IN MEDICAL CARE</u></a>		93.701	0.81	\$95,029.00	\$63,173.87	\$64,578.81
<a href="#"><u>PERI-OPERATIVE PELVIC FLOOR REHAB: A RANDOMIZED TRIAL</u></a>		93.701	0.58	\$220,849.00	\$188,046.35	\$195,770.91
<a href="#"><u>PHACS: REFERENCE COHORT</u></a>	S	93.701	-	\$95,113.00	\$13,568.51	\$24,808.83
<a href="#"><u>PHASE I/PILOT CONSORTIUM ADVL0911, A PHASE I DOSE ESCALATION STUDY OF SENECA VALLEY VIRUS (SVV-001), A REPLICATION-COMPETENT PICORNAVIRUS, IN RELAPSE/REFRACTORY PEDIATRIC PATIENTS WITH NEUROBLASTOMA, RHABDOMYOSARCOMA, EWING FAMILY OF TUMORS</u></a>		93.701	0.37	\$22,465.00	\$15,644.52	\$19,251.37
<a href="#"><u>PREDICTIVE MOLECULAR MARKERS OF COLORECTAL CANCER</u></a>		93.701	0.88	\$146,458.00	\$90,023.22	\$96,110.30
<a href="#"><u>PROBLEM SOLVING TRAINING AND LOW VISION REHABILITATION</u></a>		93.701	1.28	\$108,000.00	\$69,533.77	\$72,257.02
<a href="#"><u>PROGNOSTIC MOLECULAR MARKERS OF COLORECTAL CANCER</u></a>		93.701	-	\$85,908.00	\$84,710.24	\$84,710.24
<a href="#"><u>PROPERTIES AND FUNCTION OF GLIA ION CHANNELS</u></a>		93.701	-	\$14,644.00	\$14,644.00	\$14,644.00
<a href="#"><u>PROPERTIES AND FUNCTION OF GLIA ION CHANNELS</u></a>		93.701	1.03	\$202,406.00	\$126,284.97	\$134,144.51
<a href="#"><u>PROSTAGLANDINS IN C. ELEGANS FERTILIZATION</u></a>		93.701	1.05	\$180,117.00	\$154,596.54	\$157,823.99
<a href="#"><u>PROTEINASE INHIBITORS &amp; CRYSTALLIN FRAGMENTS IN CATARACT</u></a>		93.701	2.83	\$732,083.00	\$558,597.91	\$583,030.76
<a href="#"><u>PROTOCOLIZED CARE OF EARLY SEPTIC SHOCK</u></a>	S	93.701	-	\$46,176.00	\$32,708.00	\$19,935.60
<a href="#"><u>PSPA: A POTENTIAL PNEUMOCOCCAL VACCINE COMPONENT</u></a>		93.701	-	\$52,396.00	\$50,501.97	\$50,501.97
<a href="#"><u>QUANTITATIVE STUDIES OF URINARY BLADDER SENSATION-SUPPLEMENTAL FUNDS</u></a>		93.701	-	\$16,687.00	\$16,653.56	\$16,653.56
<a href="#"><u>QUIT-PRIMO: WEB-DELIVERED CLINICAL MICROSYSTEM INTERVENTION FOR TOBACCO CONTROL</u></a>	S	93.701	0.26	\$84,511.00	\$52,926.74	\$60,818.40
<a href="#"><u>RANDOMIZED INTERVENTION FOR CHILDREN WITH VESICoureTERAL REFLUX</u></a>	S	93.701	-	\$12,000.00	\$4,869.17	\$4,869.17
<a href="#"><u>REASONS FOR RACIAL DISPARITIES IN VENOUS THROMBOEMBOLISM</u></a>	S	93.701	1.28	\$488,768.00	\$268,114.00	\$305,390.56
<a href="#"><u>RECOVERY AND HELP-SEEKING PROCESSES IN PROBLEM DRINKERS</u></a>		93.701	0.94	\$165,251.00	\$162,597.93	\$165,251.00
<a href="#"><u>REDUCED CARBOHYDRATE DIET INTERVENTION FOR PCOS</u></a>		93.701	2.79	\$1,375,775.00	\$618,607.69	\$677,555.83
<a href="#"><u>REGARDS - MI STUDY</u></a>		93.701	-	\$24,539.00	\$24,523.54	\$24,523.54
<a href="#"><u>REGARDS - MI Study</u></a>		93.701	0.67	\$291,741.00	\$271,034.23	\$272,597.76
<a href="#"><u>REGULATION OF ENERGY METABOLISM BY PDP1 AND PDP2</u></a>		93.701	-	\$100,000.00	\$100,000.00	\$100,000.00
<a href="#"><u>REGULATION OF EXOSOME-MEDIATED MAMMALIAN MRNA</u></a>		93.701	-	\$109,447.00	\$109,446.99	\$109,446.99
<a href="#"><u>REGULATION OF FIBROBLAST PHENOTYPE IN LUNG FIBROSIS ARRA SUPPLEMENTAL FUNDS</u></a>		93.701	-	\$18,134.00	\$5,644.85	\$5,644.85
<a href="#"><u>ROLE OF DDX3 IN DR5-MEDIATED APOPTOSIS</u></a>		93.701	0.80	\$204,869.00	\$154,569.53	\$162,298.78

S - Subgrant of state agency (not counted twice in totals)  
Dash in jobs column indicates job reporting not required.

Report last updated 4/22/2011  
Reporting Period: 2/18/09 - 3/31/11  
Information to be updated late May



The financial information below is a reflection of the data submitted by State-funded agencies and institutions to the Alabama Department of Finance each month. Jobs data is collected quarterly.

**Alabama ARRA Funding- Public 4 year Colleges**

<a href="#"><u>ROLE OF IMMUNOGENETIC DETERMINANTS ON HUMAN GENITAL CHLAMYDIAL INFECTION</u></a>		93.701		0.59	\$50,000.00	\$49,078.50	\$49,844.96
<a href="#"><u>ROLE OF IMMUNOGENETIC DETERMINANTS ON HUMAN GENITAL CHLAMYDIAL INFECTION</u></a>		93.701		0.88	\$50,000.00	\$24,370.48	\$27,653.56
<a href="#"><u>ROLE OF TRANSFORMING GROWTH FACTOR-BETA IN NEONATAL NECROTIZING ENTEROCOLITIS</u></a>		93.701		-	\$8,473.00	\$6,810.46	\$6,810.46
<a href="#"><u>ROLE OF TRIP6 IN MALIGNANT GLIOMA PROGRESSION</u></a>		93.701		1.40	\$402,563.00	\$282,824.91	\$296,995.51
<a href="#"><u>ROLE OF UBP-M AND H2A DEUBIQUITINATION IN CHROMATIN AND CELLULAR FUNCTION</u></a>		93.701		0.75	\$202,813.00	\$153,533.03	\$166,221.38
<a href="#"><u>Role of WhiB3 in M. tuberculosis Virulence</u></a>		93.701		-	\$366,146.00	\$176,502.16	\$176,502.16
<a href="#"><u>RUNX2 CONTROLLED ADIPOCYTIC DIFFERENTIATION IN AGING MUSCULOSKELETON</u></a>		93.701		-	\$31,058.00	\$11,898.65	\$11,898.65
<a href="#"><u>SCHOLARSHIPS FOR DISADVANTAGED STUDENTS</u></a>	S	93.407		-	\$2,646.00	\$2,646.00	\$2,646.00
<a href="#"><u>Short-Chain Dehydrogenases in Retinol/Sterol Metabolism</u></a>		93.701		0.50	\$169,579.00	\$152,574.98	\$156,371.32
<a href="#"><u>SHORT-CHAIN DEHYDROGENASES IN RETINOL/STEROL METABOLISM</u></a>		93.701		1.50	\$341,418.00	\$264,355.85	\$273,475.10
<a href="#"><u>SILENT CEREBRAL INFARCT MULTI-CENTER TRIAL (ARRA SUPPLEMENTAL)</u></a>	S	93.701		0.18	\$90,000.00	\$82,033.05	\$82,033.05
<a href="#"><u>SPATIAL MODELING OF ONCHOCERCIASIS FOCI IN AFRICA BY REMOTE SENSING</u></a>	S	93.701		1.03	\$175,920.00	\$151,540.73	\$151,540.73
<a href="#"><u>SPATIAL MODELING OF ONCHOCERCIASIS FOCI IN AFRICA BY REMOTE SENSING</u></a>	S	93.701		-	\$194,555.27	\$97,613.23	\$127,639.86
<a href="#"><u>SPORE IN BREAST CANCER</u></a>		93.701		0.50	\$120,294.00	\$84,801.83	\$87,853.92
<a href="#"><u>State Data Infrastructure for Pre-Hospital And Hospital CER</u></a>	S	93.715		-	\$77,203.00	\$0.00	\$31,524.50
<a href="#"><u>State Fiscal Stabilization Fund</u></a>	S	84.394A		118	\$49,823,042.00	\$29,542,900.00	\$38,474,247.00
<a href="#"><u>STEREOSCOPIC MOTION-IN DEPTH PERCEPTION FMRI AND NEUROPHYSIOLOGICAL STUDIES</u></a>		93.701		0.50	\$252,134.00	\$137,021.24	\$141,416.24
<a href="#"><u>STRESS-INDUCED BLADDER HYPERALGESIA: A POTENTIAL MEDIATOR</u></a>		93.701		-	\$30,739.00	\$30,739.00	\$30,739.00
<a href="#"><u>STRUCTURAL AND FUNCTIONAL STUDIES FOR MITOCHONDRIAL PROTEIN TRANSLOCATIONS</u></a>		93.701		1.67	\$184,147.00	\$180,367.25	\$184,147.00
<a href="#"><u>STRUCTURAL AND FUNCTIONAL STUDIES OF HSP40</u></a>		93.701		-	\$85,000.00	\$85,000.00	\$85,000.00
<a href="#"><u>STRUCTURE AND DESIGN OF CYTOKINE AND CHEMOKINE BINDING PROTEINS</u></a>		93.701		1.28	\$414,486.00	\$324,297.82	\$337,616.55
<a href="#"><u>Structure and Function of the B. Anthracis Exosporium</u></a>		93.701		-	\$432,156.00	\$410,629.55	\$411,812.56
<a href="#"><u>STRUCTURE AND FUNCTION OF THE B. ANTHRACIS EXOSPORIUM</u></a>		93.701		3.16	\$437,409.00	\$257,317.49	\$296,983.92
<a href="#"><u>STRUCTURE STUDIES ON PROTEINS THAT MODULATE IL-10 ACTION</u></a>		93.701		-	\$147,589.00	\$124,755.43	\$124,755.43
<a href="#"><u>STUDIES OF PAIRED IMMUNOGLOBULIN-LIKE RECEPTORS</u></a>		93.701		2.42	\$201,173.00	\$145,872.18	\$153,406.43

S - Subgrant of state agency (not counted twice in totals)  
Dash in jobs column indicates job reporting not required.

Report last updated 4/22/2011  
Reporting Period: 2/18/09 - 3/31/11  
Information to be updated late May

The financial information below is a reflection of the data submitted by State-funded agencies and institutions to the Alabama Department of Finance each month. Jobs data is collected quarterly.

**Alabama ARRA Funding- Public 4 year Colleges**

<a href="#">STUDIES OF STRUCTURE AND FUNCTION OF AN FC RECEPTOR FOR IGM</a>		93.701	1.66	\$349,231.00	\$153,679.23	\$173,433.44
<a href="#">SUPPRESSION OF PATHOGENIC AUTOANTIBODIES IN LUPUS BY INHIBITION OF AID</a>		93.701	2.21	\$364,660.00	\$265,805.77	\$274,201.82
<a href="#">SURVEY FOR ADPH ARRA PUTTING PREVENTION TO WORK (MODIFIED BRFS)</a>		93.724	-	\$95,000.00	\$95,000.00	\$95,000.00
<a href="#">THE EPILEPSY PHENOME/GENOME PROJECT (EPGP)</a>	S	93.701	-	\$110,316.00	\$35,748.40	\$47,023.60
<a href="#">THE HEALTH STATUS OF CAUCASIAN AND AFRICAN AMERICANS LIVING WITH KIDNEY DONORS</a>	S	93.701	-	\$592,030.00	\$113,155.47	\$168,259.53
<a href="#">THE INFLUENCE OF ANTI-N-ACETYL-D-GLUCOSAMINE B CELLS ON TYPE ONE DIABETES IN MICE</a>		93.701	2.30	\$366,250.00	\$234,599.67	\$271,843.49
<a href="#">THE ROLE OF CD5 IN B CELL DEVELOPMENT AND AUTOIMMUNITY</a>		93.701	-	\$7,325.00	\$7,325.00	\$7,325.00
<a href="#">THE ROLE OF CD5 IN B-CELL DEVELOPMENT AND AUTOIMMUNITY</a>		93.701	-	\$42,675.00	\$42,618.40	\$42,618.40
<a href="#">THE ROLE OF FAK-RELATED-NON-KINASE (FRNK) IN LUNG FIBROSIS</a>		93.701	1.10	\$224,936.00	\$173,623.92	\$177,051.94
<a href="#">THE ROLE OF ION TRANSPORT IN GLIOMA MIGRATION, PROLIFERATION, AND APOPTOSIS</a>		93.701	-	\$14,641.66	\$14,641.66	\$14,641.66
<a href="#">THE ROLE OF LKB1 IN THE MAINTENANCE OF GENOMIC STABILITY</a>		93.701	1.40	\$243,190.00	\$118,140.02	\$130,874.11
<a href="#">THE ROLE OF ORIGIN RECOGNITION COMPLEX IN THE CELL CYCLE</a>		93.701	1.00	\$394,602.00	\$277,116.44	\$283,766.33
<a href="#">THE TOPOLOGY OF LOW DIMENSIONAL CONTINUA</a>		47.082	0.03	\$133,230.00	\$52,244.04	\$54,240.39
<a href="#">THE UAB INFECTIOUS DISEASES TRAINING GRANT</a>		93.701	0.26	\$138,285.00	\$74,692.80	\$83,625.02
<a href="#">THERAPEUTIC WINDOW FOR ACUTE STROKE- COUNTERPULSATION TO UPGRADE FORWARD FLOW IN STROKE (CUFFS)</a>	S	93.701	-	\$40,180.00	\$34,131.68	\$34,131.68
<a href="#">THERAPEUTICS FOR CHRONIC LUNG DISEASE ANTAGONISTS OF PGP CHEMOKINES AND CXCR</a>		93.701	2.72	\$823,054.00	\$688,629.81	\$719,522.73
<a href="#">THERMOPLASTIC MIRCROBALLOON SANDWICH COMPOSITIES</a>	S	47.082	-	\$28,000.00	\$27,999.99	\$27,999.99
<a href="#">THYMECTOMY IN NON-THYMONATOUS MG PATIENTS ON PREDNISONE</a>		93.701	3.10	\$1,349,862.00	\$662,492.34	\$678,019.03
<a href="#">TLR2 IN SEPSIS-INDUCED COAGULOPATHY ENDOTHELIAL LEAK AND PULMONARY DYSFUNCTION</a>	S	93.701	-	\$56,603.00	\$42,228.70	\$50,556.11
<a href="#">TRADD AS A REGULATOR OF CYTOKINE SIGNALING IN GLIA</a>		93.701	0.77	\$125,159.00	\$111,360.05	\$112,711.64
<a href="#">TRANSCRIPTIONAL REGULATION OF PROTEINURIA</a>		93.701	-	\$94,450.00	\$93,247.00	\$93,247.00
<a href="#">TREATMENT EFFICACY AND TOXICITY IN RHEUMATOID ARTHRITIS DATABASE AND REPOSITORY</a>		93.701	5.45	\$2,447,540.24	\$1,188,536.92	\$1,313,535.62
<a href="#">TROPIC INTERACTIONS OF NERVE AND MUSCLE</a>		93.701	1.00	\$187,428.00	\$106,823.89	\$109,258.90
<a href="#">TUMOR STROMAL INTERACTIONS IN HEAD AND NECK CANCER</a>		93.701	0.38	\$88,366.00	\$66,431.64	\$66,939.94
<a href="#">UAB CENTER FOR AIDS RESEARCH</a>		93.701	0.50	\$614,565.00	\$560,823.17	\$565,530.99
<a href="#">UAB CENTER FOR CLINICAL AND TRANSLATIONAL SCIENCE (CTS) UL1</a>		93.701	2.78	\$981,624.00	\$561,791.51	\$598,743.63

S - Subgrant of state agency (not counted twice in totals)  
Dash in jobs column indicates job reporting not required.

Report last updated 4/22/2011  
Reporting Period: 2/18/09 - 3/31/11  
Information to be updated late May

The financial information below is a reflection of the data submitted by State-funded agencies and institutions to the Alabama Department of Finance each month. Jobs data is collected quarterly.

**Alabama ARRA Funding- Public 4 year Colleges**

<a href="#">UAB CF RESEARCH AND TRANSLATION CORE CENTER</a>		93.701	0.39	\$204,401.00	\$87,667.69	\$92,877.31
<a href="#">UAB CLINICAL NUTRITION RESEARCH UNIT</a>		93.701	1.26	\$299,008.00	\$163,718.62	\$179,998.41
<a href="#">UAB COMPREHENSIVE CANCER CENTER EARLY STAGE INVESTIGATOR RECRUITMENT</a>		93.701	3.57	\$1,611,524.71	\$819,168.98	\$851,106.01
<a href="#">UAB CONTINENCE TREATMENT CENTER</a>		93.701	0.42	\$99,999.00	\$98,815.52	\$99,999.00
<a href="#">UAB DIABETES RESEARCH AND TRAINING CENTER</a>		93.701	1.21	\$786,000.00	\$661,987.33	\$677,747.71
<a href="#">UAB EARLY HEADSTART PROGRAM</a>	S	93.708	-	\$64,409.00	\$56,880.39	\$56,880.39
<a href="#">UAB HIGH THROUGHPUT DNA AUTOGENPREP 965</a>		93.701	-	\$205,740.00	\$204,295.02	\$205,740.00
<a href="#">UAB HIT CURRICULUM DEVELOPMENT PROJECT</a>		93.721	3.90	\$1,820,000.00	\$696,204.91	\$756,518.73
<a href="#">UAB K 12 IN COMPARATIVE EFFECTIVENESS RESEARCH</a>	S	93.715	3.66	\$2,111,642.00	\$320,429.97	\$362,896.34
<a href="#">UAB MENTAL RETARDATION RESEARCH CENTER</a>		93.701	0.69	\$154,223.00	\$110,842.99	\$117,161.87
<a href="#">UAB MULTI-USER FERMENTATION FACILITY UPGRADE</a>		93.701	-	\$500,000.00	\$500,000.00	\$500,000.00
<a href="#">UAB SHARED BIACORE T100 BIOSENSOR</a>		93.701	-	\$364,688.00	\$364,684.85	\$364,684.85
<a href="#">UAB SOD'S INSTITUTE OF ORAL HEALTH RESEARCH ENHANCEMENT VIA FACULTY RECRUITMENT</a>		93.701	1.88	\$1,330,840.00	\$82,290.71	\$108,309.26
<a href="#">UAB T32 IN COMPARATIVE EFFECTIVENESS RESEARCH</a>		93.715	-	\$563,672.00	\$68,781.25	\$72,429.77
<a href="#">UAB-UCSD O'BRIEN CORE CENTER FOR ACUTE KIDNEY INJURY RESEARCH</a>		93.701	0.93	\$363,337.00	\$183,363.95	\$188,986.68
<a href="#">UNSOLICITED R24 FOR THE CFAR-NETWORK OF INTEGRATED CLINICAL SCIENCES CNICS</a>		93.701	-	\$138,211.00	\$0.00	\$0.00
<a href="#">UNSOLICITED R24 FOR THE CFAR-NETWORK OF INTEGRATED CLINICAL SCIENCES, CNICS</a>		93.701	2.95	\$1,825,789.00	\$1,022,239.31	\$1,039,257.71
<a href="#">URINARY MARKERS AFTER CONTINENCE SURGERY (UMACS) UITN BIOSAMPLE ANALYSIS</a>	S	93.701	-	\$56,420.00	\$0.00	\$5,122.38
<a href="#">URINARY METABOLITES OF CRANBERRY THAT PROTECT AGAINST BLADDER CANCER</a>		93.701	1.35	\$400,875.00	\$156,324.61	\$181,024.81
<a href="#">URINARY PEPTIDE EXCRETION AND ONSET OF PUBERTY</a>		93.701	0.91	\$133,415.00	\$73,285.08	\$77,539.19
<a href="#">URINARY POLYPEPTIDE BIOMARKERS OF IGA NEPHROPATHY</a>		93.701	1.10	\$402,625.00	\$295,218.24	\$311,914.37
<a href="#">USING CERS TO OPTIMIZE QUALITY OF LIFE FOR PERSONS WITH DIABETES AND CHRONIC PAIN</a>	S	93.715	4.32	\$1,497,848.00	\$113,803.66	\$144,195.21
<a href="#">USING VIRTUAL REALITY TO TRAIN CHILDREN IN PEDESTRIAN SAFETY</a>		93.701	-	\$9,059.00	\$8,358.08	\$8,358.08
<a href="#">USING VIRTUAL REALITY TO TRAIN CHILDREN IN PEDESTRIAN SAFETY</a>		93.701	-	\$9,083.00	\$9,083.00	\$9,083.00
<a href="#">VALIDATING THE NIH TOOLBOX IN THE ACUTE NEUROREHABILITATION SETTING</a>		93.701	2.42	\$498,939.00	\$268,635.54	\$281,117.50
<b>Total</b>			<b>327.02</b>	<b>\$152,349,710.01</b>	<b>\$79,832,258.15</b>	<b>\$91,295,804.39</b>

S - Subgrant of state agency (not counted twice in totals)  
Dash in jobs column indicates job reporting not required.

Report last updated 4/22/2011  
Reporting Period: 2/18/09 - 3/31/11  
Information to be updated late May

The financial information below is a reflection of the data submitted by State-funded agencies and institutions to the Alabama Department of Finance each month. Jobs data is collected quarterly.

### Alabama ARRA Funding- Public 4 year Colleges

#### University of Alabama in Huntsville

Grant Title	CFDA#	Quarterly Jobs Created / Retained	Amt Awarded	Amt Received	Amt Expended
<a href="#">Alabama Cyber Connections in Nanotechnology, Bioscience and Sensors</a>	47.082	0.24	\$1,176,470.00	\$24,546.83	\$28,575.45
<a href="#">Federal Work Study</a>	84.033	12.00	\$39,144.00	\$39,144.00	\$39,144.00
<a href="#">Lean and Practical Energy Assessments</a>	S NA	0.00	\$109,252.00	\$0.00	\$817.22
<a href="#">NIH: Analysis of PHD: A 73 AA Protein with Multiple Ligands</a>	93.701	0.00	\$220,900.00	\$75,959.30	\$76,075.04
<a href="#">NIH: Analysis of Ubiquitination Enzymes in C. Elegans</a>	93.701	0.00	\$55,138.00	\$55,033.83	\$55,033.83
<a href="#">NIH: Development of a Chronic Retinal Implant*</a>	93.701	1.50	\$253,927.00	\$151,142.26	\$168,650.72
<a href="#">NIH: Investigations into the Structure, Function and Activity of E2-25K*</a>	93.701	0.84	\$220,750.00	\$164,376.00	\$167,625.58
<a href="#">Novel Pattern Specific Isotopic Labeling of Aromatic Amino Acids</a>	93.701	1.00	\$436,084.00	\$106,909.14	\$114,389.00
<a href="#">NSF: Acquisition of Deterministic Polishing Tool</a>	47.082	0.00	\$851,725.00	\$800,000.00	\$800,000.00
<a href="#">NSF: Anomalous Diffusion in the Collisionless Solar Wind Plasma*</a>	47.082	0.18	\$438,228.00	\$136,440.89	\$138,550.05
<a href="#">NSF: Transport of Ions and Electrons in Solar Energetic Particle Events*</a>	47.082	1.22	\$535,691.00	\$134,122.12	\$137,718.37
<a href="#">Orion Transportation: SBIR Phase II</a>	N/A	0.67	\$130,999.00	\$130,999.00	\$115,804.28
<a href="#">State Energy Program: Lean, Clean and Practical Energy Assistance for Alabama Automotive Suppliers</a>	S 81.041	2.39	\$600,000.00	\$342,225.85	\$396,616.13
<a href="#">State Fiscal Stabilization Fund</a>	84.394	5.27	\$8,368,088.00	\$4,799,546.00	\$6,944,131.68
<a href="#">US-Panama Eager: The Climate 1-Stop: A geoportal climate change science, analysis, assessment and information for decision making</a>	47.082	0.34	\$34,325.11	\$34,325.11	\$34,325.11
<a href="#">Water Supply Management in California</a>	43.006	2.01	\$206,786.00	\$115,560.34	\$136,539.91
<b>Total</b>		<b>27.66</b>	<b>\$13,677,507.11</b>	<b>\$7,110,330.67</b>	<b>\$9,353,996.37</b>

#### University of Montevallo

Grant Title	CFDA#	Quarterly Jobs Created / Retained	Amt Awarded	Amt Received	Amt Expended
<a href="#">Federal Work Study*</a>	84.033	2.00	\$32,402.00	\$32,402.00	\$32,402.00
<a href="#">State Fiscal Stabilization Fund*</a>	84.394	0.00	\$3,230,320.00	\$2,449,657.00	\$2,593,226.00
<b>Total</b>		<b>2.00</b>	<b>\$3,262,722.00</b>	<b>\$2,482,059.00</b>	<b>\$2,625,628.00</b>

S - Subgrant of state agency (not counted twice in totals)  
Dash in jobs column indicates job reporting not required.

The financial information below is a reflection of the data submitted by State-funded agencies and institutions to the Alabama Department of Finance each month. Jobs data is collected quarterly.

### Alabama ARRA Funding- Public 4 year Colleges

#### University of North Alabama

Grant Title	CFDA#	Quarterly Jobs Created / Retained	Amt Awarded	Amt Received	Amt Expended
<a href="#">Federal Work Study*</a>	84.033	0.00	\$34,116.00	\$34,116.00	\$34,116.00
<a href="#">State Fiscal Stabilization Fund*</a>	84.394	49.00	\$4,428,492.00	\$3,056,816.00	\$3,331,551.00
<b>Total</b>		<b>49.00</b>	<b>\$4,462,608.00</b>	<b>\$3,090,932.00</b>	<b>\$3,365,667.00</b>

#### University of South Alabama

Grant Title	CFDA#	Quarterly Jobs Created / Retained	Amt Awarded	Amt Received	Amt Expended
<a href="#">Coastal Alabama Economic Recovery and Ecological Restoration Project</a>	11.463	3.77	\$237,440.00	\$152,807.98	\$177,501.18
<a href="#">Federal Work Study</a>	84.003	0.00	\$113,761.00	\$113,761.00	\$113,761.00
<a href="#">Highway Investment: Archaeological Survey of Federal Road</a>	S 20.205	0.69	\$48,526.00	\$22,699.74	\$29,192.48
<a href="#">HRSA: Nurse Facility Loan Program (NFLP)</a>	93.408	0.00	\$37,842.00	\$37,842.00	\$0.00
<a href="#">HRSA: Scholarships for Disadvantaged Undergraduate and Graduate Nursing Students</a>	93.407	0.00	\$63,090.00	\$56,471.80	\$56,471.80
<a href="#">NCRR Recovery Act Construction Support: Construction of ABSL-3 Laboratory of Infectious Diseases</a>	93.702	0.59	\$14,506,327.00	\$634,870.00	\$634,870.00
<a href="#">NIH: cAMP Phosphodiesterase and Lung Endothelial Cell Permeability</a>	93.701	3.72	\$846,710.00	\$538,362.78	\$556,858.94
<a href="#">NIH: Environmental Beta Cell Toxins - Mechanism of Action</a>	93.701	1.00	\$196,610.00	\$132,028.10	\$138,916.76
<a href="#">NIH: Genetic Analysis of Rickettsia Prowazekii</a>	93.701	2.03	\$129,955.00	\$129,955.00	\$129,955.00
<a href="#">NIH: Homeostasis of the ER in Differentiating B-Cells</a>	93.701	0.88	\$58,723.00	\$58,723.00	\$58,723.00
<a href="#">NIH: Lung Endothelial Cell Phenotypes</a>	93.701	0.94	\$16,202.00	\$16,200.13	\$16,200.13
<a href="#">NIH: Permeability of the Epidemic Typhus Rickettsia</a>	93.701	4.91	\$355,059.00	\$355,059.00	\$355,059.00
<a href="#">NIH: Regulation of Coronary Collateral Growth in the Metabolic Syndrome</a>	93.701	0.00	\$144,981.00	\$75,615.08	\$75,615.08
<a href="#">NIH: Request for a Spectral Confocal Microscope</a>	93.701	0.00	\$397,435.00	\$397,435.00	\$397,435.00
<a href="#">NIH: TRPV4 Initiatives Ventilator Induced Lung Injury</a>	93.701	2.68	\$711,300.00	\$570,357.60	\$594,592.91
<a href="#">NSF: Core Size Effects on Flux-Flow Resistivity</a>	47.082	0.01	\$186,000.00	\$50,199.31	\$50,454.61
<a href="#">NSF: Discovery and Prediction of Hidden Biodiversity in Black Flies</a>	47.082	0.06	\$118,648.00	\$58,196.40	\$60,453.41
<a href="#">NSF: Invariant Geometric Structures and Rigidity in Hyperbolic Dynamics</a>	47.082	0.00	\$89,521.00	\$31,986.89	\$31,986.89
<a href="#">NSF: Pathway to Science</a>	47.082	0.05	\$899,962.00	\$74,393.76	\$136,154.03
<a href="#">NSF: Reassessment of Dissolved DMSP Concentrations and Turnover Flux in the Ocean</a>	47.082	1.91	\$412,866.00	\$134,576.68	\$140,329.22
<a href="#">NSF: Social Impacts of High Stakes Litigation Resolution</a>	47.082	0.00	\$147,694.00	\$35,719.27	\$35,719.27
<a href="#">Phase I Cultural Resource Assessment of 250-Acre Big Island, Russell County, AL</a>	S NA	0.98	\$27,272.00	\$27,272.00	\$27,272.00
<a href="#">State Fiscal Stabilization Fund*</a>	84.394	149.56	\$21,537,638.00	\$15,512,484.00	\$16,422,626.00

Report last updated 4/22/2011  
Reporting Period: 2/18/09 - 3/31/11  
Information to be updated late May

S - Subgrant of state agency (not counted twice in totals)  
Dash in jobs column indicates job reporting not required.

The financial information below is a reflection of the data submitted by State-funded agencies and institutions to the Alabama Department of Finance each month. Jobs data is collected quarterly.

**Alabama ARRA Funding- Public 4 year Colleges**

<u>Supplemental Research Infrastructure for the High Energy Physics Group at U of S Alabama</u>		81.049	0.00	\$18,637.00	\$18,637.00	\$18,637.00
<u>The Alabama Regional Extension Center</u>		93.718	13.35	\$8,572,775.00	\$295,454.24	\$334,723.89
<u>U. of S. Alabama Medical Center Energy Retrofit Project</u>	S	81.128	0.00	\$750,000.00	\$0.00	\$0.00
		<b>Total</b>	<b>187.13</b>	<b>50,624,974.00</b>	<b>19,531,107.76</b>	<b>20,593,508.60</b>

The financial information below is a reflection of the data submitted by State-funded agencies and institutions to the Alabama Department of Finance each month. Jobs data is collected quarterly.

**Alabama ARRA Funding- Public 4 year Colleges**

**University of West Alabama**

Grant Title	CFDA#	Quarterly Jobs Created / Retained	Amt Awarded	Amt Received	Amt Expended
<u>Federal Work Study</u>	84.033	9.36	\$57,713.00	\$57,713.00	\$57,713.00
<u>State Fiscal Stabilization Fund*</u>	84.394	22.50	\$2,407,942.00	\$1,727,672.00	\$1,850,100.00
<b>Total</b>		<b>31.86</b>	<b>\$2,465,655.00</b>	<b>\$1,785,385.00</b>	<b>\$1,907,813.00</b>
		<b>Jobs Created / Retained</b>	<b>Amt Awarded</b>	<b>Amt Received</b>	<b>Amt Expended</b>
<b>Public University Grand Total</b>		<b>1,401.24</b>	<b>\$323,518,854.07</b>	<b>\$175,202,140.64</b>	<b>\$184,722,331.37</b>

\*Sub-grants from state agencies are not included in the Public University Grand Total to prevent double-counting these funds and jobs, however State Fiscal Stabilization Fund - Education sub-grants are included in this total and not the State Agency Grand Total as the Office of the Governor is a pass-through for this program.

\*\*Grants that are grey in color have been fully expended and are currently closed.

## Appendix A- Definitions

### **Amount Awarded**

The total dollar amount of ARRA funds that an agency/institution is expecting to receive over the life of the grant/program.

### **Amount Received or Invoiced**

The total cumulative dollar amount of ARRA funds received through draw-down, reimbursement or invoice.

### **Amount Expended**

The total cumulative dollar amount of ARRA funds that the agency/institution has spent for the grant/program at the time of this report.

### **Quarterly Jobs Created/Retained**

Quarterly Jobs Created/Retained are calculated by dividing the total number of hours worked and funded by the Recovery Act during the reporting quarter by the total number of hours in a full-time work schedule during the quarter. This yields the total number of full-time equivalent jobs (FTE) funded by the Recovery Act during the reporting quarter, but does not reflect jobs created/retained in previous quarters (or the lack thereof). Due to numerous changes in federal guidance on reporting jobs since the Recovery Act was passed the State of Alabama cannot accurately calculate the total number of jobs created/retained by Recovery Act funding over the lifetime of the Act.



**Appendix B- Job Descriptions**

**State Government Agencies**

**ADECA**

**14.255 – Community Development Block Grant**

Pipelayers, Laborers, Truck Drivers, Construction Foremen/Supervisors, Drillers, Painters, Asphalt Paver Operators, Trackhoe Operator, Loader Operator, Backhoe Operator, Milling Machine Operator, and Traffic Controller.

**93.710 - Community Services Block Grant**

The jobs that were created/retained are with Alabama's Community Action Agencies. These staff will assist in providing services to low-income individuals and families in order to assist them in becoming self-sufficient. Other positions include administrative and technology support at the Community Action Agencies.

**16.803 - Edward Byrne Memorial Justice Assistance Grant**

Law Enforcement Officers, District Attorney's, Bookkeepers, Accountants, Administrative Support Personnel

**81.128 - Energy Efficiency and Conservation Block Grants**

No jobs or positions created at this time.

**81.117 - Energy Efficiency and Renewable Energy - Reducing Industrial Energy Use in Alabama**

No jobs or positions created at this time.

**81.127 - Energy Efficient Appliance Rebate Program**

\$350,000.00

No jobs or positions created at this time.

**14.257 - Homelessness Prevention**

The project administrator will implement the program, oversee compliance, personnel management and monitor and evaluate the project. The housing locator will locate housing, oversee lessor relationships and conduct housing inspections. Case managers will accept referrals, determine eligibility, develop case plans for housing independence, refer to other community resources and services, request payments for rent, utilities and approved services, monitor client progress and recertify households.

**11.558 - State Broadband Data and Development Program**

N/A

**81.122 - State Energy Assurance Initiative**

No jobs or positions created at this time.

**81.041 - State Energy Program Formula Grants**

Two conditional Program Manager positions were created to assist with the implementation of ARRA funding. Their duties include project management and ensuring compliance with ARRA provisions. Eight existing positions are partially funded with ARRA funding. These positions include one Energy Management Engineer who assists with project management and technical review, six Program Managers who manage subgrantee projects and ensure compliance with ARRA provisions, and one administrative support position to assist with daily operating activities.

**16.801 - Victims of Crime Act Victim Assistance Formula Grant**

ARRA VOCA funding has been of great value to providers of direct services to crime victims in the State of Alabama. The funding has provided for the creation or retention of the following types of jobs: victims advocates, court advocates, crisis line workers, Sexual Assault Nurse Examiners, domestic violence shelter managers, night and relief workers for shelter programs, child advocates, forensic interviewers, counselors, etc. ARRA VOCA subgrantees have expressed great appreciation for their Recovery Act funding and state that it has provided positive results within their communities. Additionally, the administrative funds of the ARRA VOCA funds have paid a portion of program management and program integrity monitoring salaries. The State of Alabama has awarded all of its ARRA VOCA funding and more than 50% of the federal award has been drawn down.

**16.588 - Violence Against Women Act Services Training Officers and Prosecutors**

The positions retained by the Recovery funding include: 6 state court information systems personnel; 2 sheriff deputies; 8 victim service officers; 4 intake service advocates; 7 prosecutors; 5 legal/court advocates; 2 SANE nurses; 2 crisis line coordinators; 5 counselors; 3 shelter managers; 15 administrative/management positions.

**Appendix B- Job Descriptions**

**81.042 - Weatherization Formula Grants**

The jobs created and retained as a result of funding provided from the American Recovery and Reinvestment Act (ARRA) include contractor labor for installation of weatherization measures, subrecipient staff, and recipient staff. The contractor labor includes weatherization workers, doors and windows replacement workers, and HVAC workers. The subrecipients who administer the Weatherization Assistance Program locally have hired new employees or were able to retain staff because of ARRA. Subrecipients have hired administrative assistants and energy auditors to accelerate the applicant intake process as well as the assessment of dwellings to be weatherized. Finally, the recipient has hired monitors to ensure that subrecipients are meeting production goals, provide training and technical assistance for subrecipients, and attend to duties which have been expanded as a result of the unprecedented ARRA Weatherization funding.

**17.258, 17.259 & 17.260 - WIA Adult, Dislocated Workers, and Youth Programs**

Jobs Created include direct hours charged by: WIA State Level Staff (2.44 FTE), Alabama Workforce Investment Area staff (4.31 FTE), Jefferson County Center for Workforce (2.08 FTE), and Mobile Works, Inc. staff (.84 FTE). The Alabama Workforce Investment Area is funding 23 stand-alone training programs throughout the 65-county Workforce Investment Area. Instructors hired to conduct the training for these programs account for 14.41 FTE during the quarter Oct 1 - December 31, 2009.

**Administrative Office of the Courts**

**16.588 - Violence Against Women Act Services Training Officers and Prosecutors**

See ADECA (Prime Recipient)

**Agriculture and Industries**

**10.086 - Aquaculture Grant**

Managers of catfish farms and catfish farm employees that maintain ponds and fish

**Coalition Against Domestic Violence**

**16.556 - Grants to State Domestic Violence and Sexual Assault Coalitions**

Economic Justice Coordinator

**14.257 - Homeless Prevention and Rapid Re-Housing Program**

See ADECA (Prime Recipient)

**16.588 - Violence Against Women Act Services Training Officers and Prosecutors**

See ADECA (Prime Recipient)

**Conservation**

**15.656 - Land Owner Incentive**

N/A

**10.688 - Longleaf Restoration ARRA Project I & II**

See Forestry (Prime Recipient)

**97.116 - Port Security Grant Program - State Police Patrol Boat for the Port of Guntersville**

No jobs have been created because no funds have been received yet. Once funds are received and paid to the shipbuilding

**97.116 - Port Security Grant Program - State Police Patrol Boat for the Port of Mobile**

No jobs have been created because no funds have been received yet. Once funds are received and paid to the shipbuilding

**Appendix B- Job Descriptions**

**Corrections**

**16.803 - Edward Byrne Memorial Justice Assistance Grant**

See ADECA (Prime Recipient)

**81.041 - State Energy Program Formula Grants**

See ADECA (Prime Recipient)

**84.397 - State Fiscal Stabilization Fund - General Government**

See State Fiscal Stabilization Fund - Office of the Governor (Prime Recipient)

**Council on the Arts**

**45.025 - Arts and the American Recovery & Reinvestment Act of 2009**

ARRA funds will support the following positions: 10 Arts Administrative positions, 5 Artistic positions, 1 Arts Education position, 2 Technical positions

**Crime Victims Compensation Commission**

**16.802 - Victim Compensation Formula Grant**

Project has not started, therefore, there is no description of jobs created.

**Criminal Justice Information Center**

**16.810 - Assistance to Rural Law Enforcement: Infrastructure Support for "MOVE" Rural Information Sharing**

Funding was requested for six positions. ACJIC has developing the required documentation begin the hiring process through the State Personnel Department. One position has been hired and the rest are in process.

**16.810 - Assistance to Rural Law Enforcement: Providing NCIC Access to Rural Areas in Alabama**

Funding was requested for one new hire position. ACJIC is currently in the process of developing the required documentation needed to initiate the hiring process through the State Personnel Department. This position is a sworn law enforcement position classified as a Field Agent.

**Dauphin Island Sea Lab / Marine Environmental Science Consortium**

**11.463 - Coastal Alabama Economic Recovery and Ecological Restoration Project**

Data Unavailable (Sub-recipient of non-state entity)

**47.082 - Undergraduate Research Experiences in Coastal and Nearshore Marine Systems of the Northeastern Gulf of Mexico**

N/A

**Appendix B- Job Descriptions**

**Education**

**10.579 - Child Nutrition - NSLP Equipment**

Not Applicable

**10.568 - Child Nutrition - TEFAP Administration**

The Alabama State Department of Education sub-recipients and their vendors have retained 4 administrative support staff with funding provided through ARRA TEFAP funding. By retaining these employees, employment has been provided to 4 FTEs during these difficult economic times and helped ensure that TEFAP food has been distributed in the most effective manner possible.

**84.386 - Enhancing Education Through Technology**

School Support Personnel

**84.391 - Individuals with Disabilities Education Act**

Teachers, Other Certificated School Personnel, School Support Personnel

**84.387 - McKinney-Vento Homeless Children and Youths Program**

Teacher, School Support Personnel

**84.392 - Special Education - Preschool Grants**

Teachers, Other Certificated School Personnel, School Support Personnel

**84.394 - State Fiscal Stabilization Fund - Education**

See State Fiscal Stabilization Fund - Office of the Governor (Prime Recipient)

**84.389 - Title I Grants**

Teachers, Other Certificated School Personnel, School Support Personnel

**Environmental Management**

**66.818 - Brownfields Revolving Loan Program**

There are no activities to report.

**66.458 - Clean Water State Revolving Fund**

Grant will preserve and create jobs through the investment in wastewater infrastructure projects.

**66.454 - CWA Section 604(b) Set-Aside**

Environmental Eng. Manager 132 hours; Environmental Eng. Specialist, Senior 136 hours; Environmental Scientist, Senior 7 hours; Administrative Support Asst. II 44 hours; Environmental Eng. Specialist; Chemist II; 319 hours total: 319/520 = .61 FTE

**66.468 - Drinking Water State Revolving Fund**

Grant will preserve and create jobs through the investment in wastewater infrastructure projects.

**66.805 - Leaking Underground Storage Tanks**

Environmental consultants, drillers, and laboratory staff.

**66.040 - State Clean Diesel Grant Program**

There were no jobs created or retained.

**Finance**

**84.397 - State Fiscal Stabilization Fund - General Government**

N/A

**Appendix B- Job Descriptions**

**Forestry Commission**

**10.688 - Cogongrass**

Staff Accountant for Alabama Forestry Commission to oversee and administer ARRA Grants. Contractors for Larson and McGowin Inc. Contractor 1 job responsibilities are to assess known cogongrass infestation sites for correct acreage and GPS points; scout for new cogongrass infestation sites and GPS points; confirm property ownership on infested sites and contact landowners to sign access and treatment/monitoring agreements. Contractor 2 job responsibilities are to create GIS maps to be used by spray contractors in fulfilling duties specified in their respective contracts; assist in duties assigned by Education/PR Manager regarding maps and database modifications.

**10.688 - Longleaf Restoration**

Staff Accountant for Alabama Forestry Commission to oversee and administer ARRA Grants. Workers for the Longleaf Alliance cleared the understory and prep land for planting of longleaf seedlings by mulching. The Longleaf Alliance also had workers planting seedlings. Alabama Department of Conservation had workers performing duties such as longleaf pine seedling extraction, shipping, sowing, cone gathering, site prep and burning, management and delivery. A Conservation Officer supervised all the work performed.

**10.688 - Prescribed Burning & Hazardous Fuel Reduction**

Grant has just been received no jobs have been created yet.

**Governor's Office of Faith-Based and Community Initiatives**

**94.006 - AmeriCorps Programs**

Due to Recovery funding, we created and retained 25 AmeriCorps member positions - Member Service Year (MSY). While AmeriCorps members are not considered employees, they are providing services described in the project description section.

**93.711 - Strengthening Communities Fund - State, Local and Tribal Government Capacity Building Program**

Program Manager for SCF project - able to retain 1 FTE

**Housing Finance Authority**

**14.258 - Tax Credit Assistance Program**

By using the Full-Time Equivalent methodology sub-recipients have acknowledged the jobs created/retained are in the

**N/A - Tax Credit Exchange Program**

N/A

**Appendix B- Job Descriptions**

**Human Resources**

**93.713 - Child Care & Development Fund**

N/A

**93.563 - Child Support Enforcement**

N/A

**93.778 - FMAP Increase**

N/A

**10.551 - Food Assistance (SNAP) Client Benefits**

N/A

**93.658 & 93.659 - Foster Care and Adoption Assistance FMAP Increase**

N/A

**10.561 - SNAP Administration**

N/A

**93.558 - TANF - Emergency Contingency Fund**

N/A

**Industrial Relations**

**17.275 - Competitive Grants for Worker Training and Placement in High Growth and Emerging Industry Sectors**

CFDA # 17.275 - None as of date until project starts.

**17.245 - Expansion of Trade Adjustment Assistance Program**

N/A

**17.225 - Extension of Emergency Unemployment Compensation Program**

N/A

**17.225 - Increase in Unemployment Compensation Benefits**

N/A

**N/A - Interest Free Loan for Trust Fund Deficit**

N/A

**17.225 - Special Transfer for Unemployment Compensation Administration**

N/A

**17.207 - State Unemployment Insurance and Employment Service Operations**

Employment Service Representative, ARRA Project Supervisor, ARRA Coordinator, ARRA Driver/Custodian, Trainer-Construction, Bookkeeper, Administrative Assistant, Employment Security Temporary Clerk, Receptionist, Clerk, Cashier, Housekeeper, Maintenance Technician, Domestic Violence Shelter Specialist, Hardware Engineer, Accountant, Inventory Control Specialist, Sexual Assault Nurse Examiner Program Manager. Employment Impact - more customer service, more skilled workers, and boost to the economy.

**Institute for the Deaf and Blind**

**10.579 - Child Nutrition - NSLP Equipment**

See Education (Prime Recipient)

**84.393 - IDEA Part C Early Intervention**

See Rehabilitation Services (Prime Recipient)

**Appendix B- Job Descriptions**

**Medicaid**

**93.778 - FMAP Increase**

N/A

**Mental Health**

**93.778 - FMAP Increase**

N/A

**84.393 - IDEA Part C Early Intervention**

See Rehabilitation Services (Prime Recipient)

**Military**

**12.401 - Special Military Cooperative Agreement: Facilities Sustainment, Restoration and Modernization**

Inspector

**Postsecondary Education (Alabama Community College System)**

**17.258, 17.259, 17.260 - Workforce Investment Act**

See ADECA (Prime Recipient)

**Prosecution Services**

**16.803 - Edward Byrne Memorial Justice Assistance Grant**

See ADECA (Prime Recipient)

**16.588 - Violence Against Women Act Services Training Officers and Prosecutors**

See ADECA (Prime Recipient)

**Appendix B- Job Descriptions**

**Public Health**

**93.720 - Ambulatory Surgical Center Healthcare-Associated Infection Prevention Initiative**

N/A

**93.778 - FMAP Increase**

N/A

**93.717 - Healthcare Associated Infections Grants**

HAI Program Manager 1FTE: This position directs the overall operation of the project, both fiscal and programmatic; responsible for overseeing the implementation of project activities, coordination with other agencies, development of materials, provisions of in-service and training, conducting and coordinating meetings; directs the gathering, tabulating, and interpreting of required data; responsible for overall program evaluation and for staff performance evaluation; and is the responsible authority for insuring necessary reports/documentation are submitted to HHS and the CDC. This position relates to all program objectives. HAI Staff Epidemiologist 1FTE:

This position analyzes individual HAI hospital facility data for compliance with Alabama law and CDC grant requirements; develops, tests, implements, and modifies all validation and risk adjusted methodologies based upon generally accepted statistical and epidemiological formulas to account for variations in patient morbidity and diagnoses to produce required reports in support of the HAI program; and develops and maintains NHSN system expertise in order to ensure hospital facility training and assistance.

**93.414 - Primary Care Offices**

N/A

**93.402 - State Loan Repayment Program**

Professional healthcare jobs will be filled by ARRA State Loan Repayment Awardees, who will provide primary care to populations in critical health professional shortage areas.

**93.712 - Strengthening the Evidence Based Epidemiology and Laboratory Capacity for Infectious Diseases**

Staff Epidemiologist to monitor automatic reportable condition/disease databases and manual reports; contact healthcare providers to encourage collection of specimens for serotyping; conducting control studies; generating epidemiological studies; and, the like. Staff Microbiologist responsible for specimen acceptance, testing, reporting results and collaborating with Staff Epidemiologist regarding test results.

**93.712 - Supplemental Funding for Reaching More Children and Adults**

N/A

**10.578 - Supplemental Nutrition Program for Women, Infants and Children**

A certified program manager has been hired.

**Public Safety**

**16.800 - Internet Crimes Against Children Program**

Law Enforcement Category - Special Agent-Arresting officer to investigate Internet Crimes against Children.  
 Calculation(Based on 40hr workweek) = July09-Sep09; 528 hours worked/760 cumulative hours since program effective date of 5/21/09= .69 FTE. The Special Agent under the Law Enforcement Category was hired on the ICAC Recovery grant on July 1, 2009. Through the hiring of the Special Agent the implementation stage and the accomplishment of objective one of the grant has begun. One of three positions has been created thereby complying with the American Reinvestment and Recovery Act stated purpose to create and/or retain jobs. The Special Agent as an investigator has: increased the staffing level from four to five investigators, conducted covert on-line investigations which have resulted in the issuance of two search warrants, investigated cyber-tips which have resulted in three ICAC cases being opened and is scheduled to attend the ICAC Investigative Techniques Class that is sponsored by Fox Valley College in December, 2009. The Special Agent has also implemented ADPS's objective of increasing the investigative technical assistance sessions provided by ICAC agents to nonmember law enforcement agencies by assisting in eight investigations conducted by officers and agencies outside of ADPS. Also as a part of ADPS objectives, the new position has decreased the amount of time investigative agents dedicate to administrative office work.



**Appendix B- Job Descriptions**

**Rehabilitation Services**

**84.390 - Basic Support (Vocational Rehabilitation)**

N/A

**93.778 - FMAP Increase**

N/A

**84.393 - IDEA Part C Early Intervention**

Special Instructor, Social Worker, and Service Coordinator

**84.398 - Independent Living Services**

N/A

**84.399 - OASIS - Services to the Older Blind**

N/A

**Senior Services**

**93.778 - FMAP Increase**

N/A

**17.235 - Senior Community Service Employment Program**

N/A

**93.707 - Senior Nutrition Program - Congregate Services**

Positions retained at statewide vendor level.

**93.705 - Senior Nutrition Program - Delivered**

Positions retained at statewide vendor level.

**State Fiscal Stabilization Fund (Office of the Governor)**

**84.393 - Education (Includes K-12 Education, Postsecondary, and Four Year Institutions)**

Instructors/faculty, EMT program coordinator, librarian, website coordinator, associate director of planning & Research, administrative staff, janitorial staff, Coach, Security staff, Child development Coordinator, Principals, certificated school personnel, school support personnel, and professors

**84.397 - General Government**

Department of Corrections' Administrative Personnel, Correctional Industries personnel, Correctional Officers and other Correctional facility personnel, and Correctional institutional support personnel

**Transportation**

**20.205 - Highway Investment**

Highway construction skills (such as truck drivers, equipment operators, labors, clerical), construction inspection, support engineering services.

**66.040 - State Clean Diesel Grant Program**

See Environmental Management (Prime Recipient)

**20.507 - Transit Capital Assistance and Capital Investment**

None for quarter ending 12/31/2009.

**20.509 - Transit Capital Assistance and Capital Investment**

None for quarter ending 12/31/2009.

**Youth Services**

**93.778 - FMAP Increase**

N/A

**Appendix B- Job Descriptions**

**Public Two-Year Colleges**

**Alabama Southern Community College**

**20.205 - Highway Investment**

See Transportation (Prime Recipient)

**84.394 - State Fiscal Stabilization Fund - Education**

See State Fiscal Stabilization Fund - Office of the Governor (Prime Recipient)

**17.258, 17.259, 17.260 - Workforce Investment Act**

See ADECA (Prime Recipient)

**Bevill State Community College**

**84.033 - Federal Work Study**

Federal Work Study Program Jobs

**93.407 - Scholarships for Disadvantaged Students - Health Professions**

N/A

**84.394 - State Fiscal Stabilization Fund - Education**

See State Fiscal Stabilization Fund - Office of the Governor (Prime Recipient)

**17.258, 17.259, 17.260 - Workforce Investment Act**

See ADECA (Prime Recipient)

**Bishop State Community College**

**84.033 - Federal Work Study**

Federal Work Study Program Jobs

**84.394 - State Fiscal Stabilization Fund - Education**

See State Fiscal Stabilization Fund - Office of the Governor (Prime Recipient)

**Calhoun Community College**

**84.033 - Federal Work Study**

Federal Work Study Program Jobs

**93.407 - Scholarships for Disadvantaged Students - Health Professions**

N/A

**84.394 - State Fiscal Stabilization Fund - Education**

See State Fiscal Stabilization Fund - Office of the Governor (Prime Recipient)

**17.258, 17.259, 17.260 - Workforce Investment Act**

See ADECA (Prime Recipient)

**Central Alabama Community College**

**84.394 - State Fiscal Stabilization Fund - Education**

See State Fiscal Stabilization Fund - Office of the Governor (Prime Recipient)

**Chattahoochee Valley Community College**

**84.394 - State Fiscal Stabilization Fund - Education**

See State Fiscal Stabilization Fund - Office of the Governor (Prime Recipient)

**17.258, 17.259, 17.260 - Workforce Investment Act**

See ADECA (Prime Recipient)

**Appendix B- Job Descriptions**

**Drake State Technical College**

**84.394 - State Fiscal Stabilization Fund - Education**

See State Fiscal Stabilization Fund - Office of the Governor (Prime Recipient)

**Enterprise State Community College**

**84.394 - State Fiscal Stabilization Fund - Education**

See State Fiscal Stabilization Fund - Office of the Governor (Prime Recipient)

**Faulkner State Community College**

**84.394 - State Fiscal Stabilization Fund - Education**

See State Fiscal Stabilization Fund - Office of the Governor (Prime Recipient)

**Gadsden State Community College**

**84.033 - Federal Work Study**

Federal Work Study Program Jobs

**84.394 - State Fiscal Stabilization Fund - Education**

See State Fiscal Stabilization Fund - Office of the Governor (Prime Recipient)

**Ingram State Technical College**

**84.394 - State Fiscal Stabilization Fund - Education**

See State Fiscal Stabilization Fund - Office of the Governor (Prime Recipient)

**17.258, 17.259, 17.260 - Workforce Investment Act**

See ADECA (Prime Recipient)

**Jefferson Davis Community College**

**84.394 - State Fiscal Stabilization Fund - Education**

See State Fiscal Stabilization Fund - Office of the Governor (Prime Recipient)

**Jefferson State Community College**

**84.033 - Federal Work Study**

Federal Work Study Program Jobs

**93.407 - Scholarships for Disadvantaged Students - Health Professions**

N/A

**84.394 - State Fiscal Stabilization Fund - Education**

\$144,981.00

See State Fiscal Stabilization Fund - Office of the Governor (Prime Recipient)

**17.258, 17.259, 17.260 - Workforce Investment Act**

See ADECA (Prime Recipient)

**Lawson State Community College**

**84.033 - Federal Work Study**

Federal Work Study Program Jobs

**84.394 - State Fiscal Stabilization Fund - Education**

See State Fiscal Stabilization Fund - Office of the Governor (Prime Recipient)

**Appendix B- Job Descriptions**

**Lurleen B. Wallace Community College**

**84.033 - Federal Work Study**

Federal Work Study Program Jobs

**84.394 - State Fiscal Stabilization Fund - Education**

See State Fiscal Stabilization Fund - Office of the Governor (Prime Recipient)

**17.258, 17.259, 17.260 - Workforce Investment Act**

See ADECA (Prime Recipient)

**Marion Military Institute**

**84.394 - State Fiscal Stabilization Fund - Education**

See State Fiscal Stabilization Fund - Office of the Governor (Prime Recipient)

**Northeast Alabama Community College**

**84.394 - State Fiscal Stabilization Fund - Education**

See State Fiscal Stabilization Fund - Office of the Governor (Prime Recipient)

**17.258, 17.259, 17.260 - Workforce Investment Act**

See ADECA (Prime Recipient)

**Northwest-Shoals Community College**

**84.394 - State Fiscal Stabilization Fund - Education**

See State Fiscal Stabilization Fund - Office of the Governor (Prime Recipient)

**Reid State Technical College**

**93.407 - Scholarships for Disadvantaged Students - Health Professions**

N/A

**84.394 - State Fiscal Stabilization Fund - Education**

See State Fiscal Stabilization Fund - Office of the Governor (Prime Recipient)

**Shelton State Technical College**

**84.033 - Federal Work Study**

Federal Work Study Program Jobs

**84.394 - State Fiscal Stabilization Fund - Education**

See State Fiscal Stabilization Fund - Office of the Governor (Prime Recipient)

**Snead State Technical College**

**84.394 - State Fiscal Stabilization Fund - Education**

See State Fiscal Stabilization Fund - Office of the Governor (Prime Recipient)

**17.258, 17.259, 17.260 - Workforce Investment Act**

See ADECA (Prime Recipient)

**Appendix B- Job Descriptions**

**Southern Union State Community College**

**84.033 - Federal Work Study**

Federal Work Study Program Jobs

**84.394 - State Fiscal Stabilization Fund - Education**

See State Fiscal Stabilization Fund - Office of the Governor (Prime Recipient)

**17.258, 17.259, 17.260 - Workforce Investment Act**

See ADECA (Prime Recipient)

**Trenholm State Technical College**

**84.394 - State Fiscal Stabilization Fund - Education**

See State Fiscal Stabilization Fund - Office of the Governor (Prime Recipient)

**17.258, 17.259, 17.260 - Workforce Investment Act**

See ADECA (Prime Recipient)

**Wallace State Community College (Dothan)**

**84.394 - State Fiscal Stabilization Fund - Education**

See State Fiscal Stabilization Fund - Office of the Governor (Prime Recipient)

**17.258, 17.259, 17.260 - Workforce Investment Act**

See ADECA (Prime Recipient)

**Wallace State Community College (Hanceville)**

**84.033 - Federal Work Study**

Federal Work Study Program Jobs

**93.407 - Scholarships for Disadvantaged Students - Health Professions**

N/A

**84.394 - State Fiscal Stabilization Fund - Education**

See State Fiscal Stabilization Fund - Office of the Governor (Prime Recipient)

**17.258, 17.259, 17.260 - Workforce Investment Act**

See ADECA (Prime Recipient)

**Wallace Community College (Selma)**

**84.394 - State Fiscal Stabilization Fund - Education**

See State Fiscal Stabilization Fund - Office of the Governor (Prime Recipient)

**Appendix B- Job Descriptions**

**Public Universities**

**Note: Research-based grants/programs are not shown due to the high number of these grants. Jobs created/retained by these programs include professors, researchers, graduate students, students, and temporary positions.**

**Alabama A&M University**

**84.033 - Federal Work Study**

Federal Work Study Program Jobs

**84.394 - State Fiscal Stabilization Fund - Education**

See State Fiscal Stabilization Fund - Office of the Governor (Prime Recipient)

**Alabama State University**

**84.033 - Federal Work Study**

Federal Work Study Program Jobs

**84.394 - State Fiscal Stabilization Fund - Education**

See State Fiscal Stabilization Fund - Office of the Governor (Prime Recipient)

**Athens State University**

**84.033 - Federal Work Study**

Federal Work Study Program Jobs

**84.394 - State Fiscal Stabilization Fund - Education**

See State Fiscal Stabilization Fund - Office of the Governor (Prime Recipient)

**Auburn University**

**45.024 - Alabama Prison Arts and Education Program**

Art Instructors (Educational)

**84.033 - Federal Work Study (Auburn and AUM)**

Federal Work Study Program Jobs

**20.205 - Highway Investment**

See Transportation (Prime Recipient)

**84.394 - State Fiscal Stabilization Fund - Education**

See State Fiscal Stabilization Fund - Office of the Governor (Prime Recipient)

**Jacksonville State University**

**84.033 - Federal Work Study**

Federal Work Study Program Jobs

**84.394 - State Fiscal Stabilization Fund - Education**

See State Fiscal Stabilization Fund - Office of the Governor (Prime Recipient)

**Troy University**

**84.033 - Federal Work Study**

Federal Work Study Program Jobs

**84.394 - State Fiscal Stabilization Fund - Education**

See State Fiscal Stabilization Fund - Office of the Governor (Prime Recipient)

**16.801 - Victims of Crime Act Victim Assistance Formula Grant**

See ADECA (Prime Recipient)

**Appendix B- Job Descriptions**

**University of Alabama**

**84.033 - Federal Work Study**

Federal Work Study Program Jobs

**84.181 - IDEA Part C Early Intervention**

See Rehabilitation Services (Prime Recipient)

**84.394 - State Fiscal Stabilization Fund - Education**

See State Fiscal Stabilization Fund - Office of the Governor (Prime Recipient)

**University of Alabama at Birmingham**

**84.033 - Federal Work Study**

Federal Work Study Program Jobs

**84.181 - IDEA Part C Early Intervention**

See Rehabilitation Services (Prime Recipient)

**84.394 - State Fiscal Stabilization Fund - Education**

See State Fiscal Stabilization Fund - Office of the Governor (Prime Recipient)

**University of Alabama in Huntsville**

**84.033 - Federal Work Study**

Federal Work Study Program Jobs

**84.394 - State Fiscal Stabilization Fund - Education**

See State Fiscal Stabilization Fund - Office of the Governor (Prime Recipient)

**University of Montevallo**

**84.033 - Federal Work Study**

Federal Work Study Program Jobs

**84.394 - State Fiscal Stabilization Fund - Education**

See State Fiscal Stabilization Fund - Office of the Governor (Prime Recipient)

**University of North Alabama**

**84.033 - Federal Work Study**

Federal Work Study Program Jobs

**84.394 - State Fiscal Stabilization Fund - Education**

See State Fiscal Stabilization Fund - Office of the Governor (Prime Recipient)

**University of South Alabama**

**84.033 - Federal Work Study**

Federal Work Study Program Jobs

**84.394 - State Fiscal Stabilization Fund - Education**

See State Fiscal Stabilization Fund - Office of the Governor (Prime Recipient)

**University of West Alabama**

**84.033 - Federal Work Study**

Federal Work Study Program Jobs

**84.394 - State Fiscal Stabilization Fund - Education**

See State Fiscal Stabilization Fund - Office of the Governor (Prime Recipient)