

American Recovery and Reinvestment Act 2009

State of Alabama Executive
Summary Report for Reporting
Period Ending February 29, 2012



Prepared by the
Alabama Recovery Office,
March 26, 2012

The financial information below is a reflection of the data submitted by State-funded agencies and institutions to the Alabama Department of Finance each month. Jobs data is collected quarterly.

Alabama ARRA Funding- Executive Summary

Grand Totals

	Quarterly Jobs Created / Retained	Amt Awarded	Amt Received	Amt Expended
State Government Agency Grand Total	2,572.94	\$4,003,760,744.35	\$3,416,396,874.86	\$3,415,880,994.26
Public Two-Year College Grand Total	324.13	\$40,874,511.00	\$38,222,229.01	\$38,238,284.70
Public University Grand Total	1,257.50	\$326,745,975.93	\$259,867,898.38	\$261,520,525.45
Alabama State Government Grand Total	4,154.57	\$4,371,381,231.28	\$3,714,487,002.25	\$3,715,639,804.41

Top 10 ARRA Grants by Amount Awarded

Grant Title and Prime Recipient	CFDA#	Quarterly Jobs Created / Retained	Amt Awarded	Amt Received	Amt Expended
1. FMAP Increase (Medicaid)	93.778	-	\$940,502,002.00	\$962,194,091.00	\$962,194,091.00
2. State Fiscal Stabilization Fund - Education (Governor's Office)*	84.394	3,298.67	\$596,355,871.00	\$596,355,871.00	\$596,355,871.00
3. Highway Investment (Transportation)**	20.205	437.07	\$513,692,083.00	\$455,750,171.82	\$460,017,563.76
4. Food Assistance Client Benefits [SNAP] (Human Resources)	10.551	-	\$211,493,824.00	\$211,493,824.00	\$211,493,824.00
5. Individuals with Disabilities Education Act (Education)*	84.391	672.75	\$181,864,783.00	\$181,606,960.10	\$181,606,960.10
6. Title I Grants to LEAs (Education)*	84.389	986.11	\$162,969,217.00	\$158,046,186.11	\$159,317,050.90
7. State Fiscal Stabilization Fund - Government Services (Governor's Office)	84.397	4,498.50	\$132,685,536.00	\$132,685,536.00	\$132,685,536.00
8. Alabama Medicaid HIT Plan and Incentive Payment Program	93.778	0.00	\$308,292,600.00	\$60,263,247.61	\$60,240,772.66
9. Weatherization Formula Grants (ADECA)	81.042	209.20	\$72,100,599.00	\$59,650,968.00	\$59,571,055.00
10. State Energy Program Formula Grants (ADECA)	81.041	4.33	\$55,570,000.00	\$48,715,574.00	\$48,682,157.00

Top 10 ARRA Grants by Amount Expended

Grant Title and Prime Recipient	CFDA#	Quarterly Jobs Created / Retained	Amt Awarded	Amt Received	Amt Expended
1. FMAP Increase (Medicaid)	93.778	-	\$940,502,002.00	\$962,194,091.00	\$962,194,091.00
2. State Fiscal Stabilization Fund - Education (Governor's Office)	84.394	3,298.67	\$596,355,871.00	\$596,355,871.00	\$596,355,871.00
3. Highway Investment (Transportation)**	20.205	437.07	\$513,692,083.00	\$455,750,171.82	\$460,017,563.76
4. Food Assistance (SNAP) Client Benefits (Human Resources)	10.551	-	\$211,493,824.00	\$211,493,824.00	\$211,493,824.00
5. Individuals with Disabilities Education Act (Education)*	84.391	672.75	\$181,864,783.00	\$181,606,960.10	\$181,606,960.10
6. Title I Grants to LEAs (Education)*	84.389	986.11	\$162,969,217.00	\$158,046,186.11	\$159,317,050.90
7. State Fiscal Stabilization Fund - Government Services (Governor's Office)	84.397	4,498.50	\$132,685,536.00	\$132,685,536.00	\$132,685,536.00
8. Interest Free Loan for Trust Fund Deficit (Industrial Relations)	N/A	-	\$32,826,324.39	\$32,826,324.39	\$32,826,324.39
9. Weatherization Formula Grants (ADECA)	81.042	147.56	\$72,100,599.00	\$59,650,968.00	\$59,571,055.00
10. Child Care & Development Fund (Human Resources)	93.713	0.00	\$38,470,990.00	\$36,529,917.00	\$36,536,900.00

*Amount Expended exceeds Amount Received because grant funding is received on a reimbursement basis.

Alabama ARRA Funding Notes

Notes

Per revised federal guidance, jobs created/retained are quarterly figures while amounts awarded, received and expended are cumulative for the life of the Recovery Act grant/program. Amounts awarded, received/invoiced, and expended will be updated monthly to reflect cumulative totals through the last day of the preceding month.

Jobs created/retained will be updated:

January 2010: October-December 2009 quarterly data

July 2010: April-June 2010 quarterly data

January 2011: October-December 2010 quarterly data

July 2011: April-June 2011 quarterly data

January 2012: October-December 2011 quarterly data

April 2010: January-March 2010 quarterly data

October 2010: July-September 2010 quarterly data

April 2011: January-March 2011 quarterly data

October 2011: July-September 2011 quarterly data

Amount Expended exceeds Amount Received on many grants because federal funding is received on a reimbursement basis.

Definitions

Amount Awarded

The total dollar amount of ARRA funds that an agency/institution is expecting to receive over the life of the grant/program.

Amount Received or Invoiced

The total cumulative dollar amount of ARRA funds received through draw-down, reimbursement or invoice.

Amount Expended

The total cumulative dollar amount of ARRA funds that the agency/institution has spent for the grant/program at the time of this report.

Quarterly Jobs Created/Retained

Quarterly Jobs Created/Retained are calculated by dividing the total number of hours worked and funded by the Recovery Act during the reporting quarter by the total number of hours in a full-time work schedule during the quarter. This yields the total number of full-time equivalent jobs (FTE) funded by the Recovery Act during the reporting quarter, but does not reflect jobs created/retained in previous quarters (or the lack thereof). Due to numerous changes in federal guidance on reporting jobs since the Recovery Act was passed the State of Alabama cannot accurately calculate the total number of jobs created/retained by Recovery Act funding over the lifetime of the Act.

Performance Metrics



The State Recovery Office reports performance measures established by the state agencies that receive Recovery dollars in order to provide a more comprehensive view of results-based information. Accountability and transparency remain trademarks for our state with respect to the Recovery Act as well as all other public reporting. Providing information to the public that goes above and beyond the data submitted to the Federal agencies each quarter is a goal for the State Recovery Office. Along with the performance measures reported, you may also find information about jobs created/retained for each grant as well as a comparison of ARRA to non-ARRA funding for each program reported.

Alabama's performance measures fall into seven categories closely related to the purposes of the Recovery Act: Public Safety, Energy, Transportation, Workforce, Health and Human Services, Housing, and Environment. The State Recovery Office will regularly update this information and continue to provide additional measures as they become available from the agencies and institutions.

[Click here](#) to visit Performance Metrics on Alabama Stimulus Recovery Website.


Alabama ARRA Funding- Table of Contents

Table of Contents

5	ARRA Funding by Category	22	Central Alabama Community College
6	New Grants for Report Period		Chattahoochee Valley Community College
7	ARRA Funding by Recipient - Agencies		Drake State Technical College
7-8	ADECA (Alabama Department of Economic and Community Affairs)		Enterprise State Community College
9	Administrative Office of the Courts		Faulkner State Community College
	Agriculture and Industries		Gadsden State Community College
	Coalition Against Domestic Violence	23	Ingram State Technical College
10	Conservation		Jefferson Davis Community College
	Corrections		Jefferson State Community College
	Council on the Arts	24	Lawson State Community College
	Crime Victims Compensation Commission		Lurleen B. Wallace Community College
11	Criminal Justice Information Center		Marion Military Institute
	Dauphin Island Sea Lab / Marine Environmental Science Consortium		Northeast Alabama Community College
	Education		Northwest-Shoals Community College
	Education Jobs Fund	25	Reid State Technical College
12	Environmental Management		Shelton State Technical College
	Forestry Commission		Snead State Technical College
	Geological Survey		Southern Union State Community College
13	Governor's Office of Faith-Based and Community Initiatives		Trenholm State Technical College
	Housing Finance Authority	26	Wallace State Comm. College (Dothan)
	Human Resources		Wallace State Comm. College (Hanceville)
14	Industrial Relations		Wallace State Comm. College (Selma)
	Institute for the Deaf and Blind	27	ARRA Funding by Recipient - Public Universities
	Medicaid		Alabama A&M University
15	Mental Health		Alabama State University
	Military		Athens State University
	Postsecondary Education	27-29	Auburn University
	Prosecution Services	30	Jacksonville State University
16	Public Health		Troy State University
	Public Safety	30-31	University of Alabama
	Public Service Commission	32-42	University of Alabama at Birmingham
17	Rehabilitation Services	43	University of Alabama in Huntsville
	Senior Services		University of Montevallo
18-19	State Fiscal Stabilization Fund	44	University of North Alabama
20	Transportation		University of South Alabama
	Youth Services	45	University of West Alabama
		46	Appendix A: Definitions
21	ARRA Funding by Recipient - Public Two-Year Colleges		
	Alabama Southern Community College	47-61	Appendix B: Job Descriptions
	Bevill State Community College		
	Bishop State Community College		
	Calhoun Community College		

Alabama ARRA Funding- By Category

Alabama ARRA Funding Awarded by Category



ARRA Funding Awarded, Received and Expended by Category

Category	Amt Awarded	Amt Received	Amt Expended
Education All Higher Education Funding, Education Technology, Homeless Children & Youths Program, IDEA, National Endowment for the Arts, NIH and NSF Research, Scholarships, Special Education, SFSF - Education, Title I Grants	\$1,150,454,592 28.52%	\$827,556,818 24.26%	\$831,921,642 24.37%
Energy Energy Efficiency and Conservation Block Grants, Energy Efficiency and Renewable Energy Programs, Energy Efficient Appliance Rebate Program, State Energy Assurance Initiative, State Energy Program, Weatherization	\$149,471,541 3.71%	\$126,775,740 3.72%	\$126,616,630 3.71%
Environment Brownfields, Clean Water & Drinking Water Revolving Loans, Coastal Alabama Economic Recovery and Ecological Restoration, Cogongrass Removal, Longleaf Restoration, State Clean Diesel Grant Program	\$84,591,905 2.10%	\$79,411,253 2.33%	\$77,621,940 2.27%
Health and Human Services Child Care and Development Fund, Community Services Block Grants, Food Assistance (SNAP), Increased FMAP Percentage, Senior Nutrition Program, TANF, WIC	\$1,302,932,612 32.30%	\$1,312,076,900 38.46%	\$1,311,777,353 38.43%
Housing Community Development Block Grants, Homeless Prevention & Rapid Re-Housing Program, Strengthening Communities Fund, TCAP, TCEP	\$255,234,911 6.33%	\$108,163,982 3.17%	\$103,862,782 3.04%
Public Safety Assistance to Rural Law Enforcement, Edward Byrne Memorial JAG, Internet Crimes Against Children, Military Facilities Sustainment, Restoration and Modernization, Port Security Grant Program, SFSF - Government, Victim Assistance, Victim Compensation, Violence Against Women Act	\$152,521,331 3.78%	\$150,808,567 4.42%	\$150,889,880 4.42%
Transportation & Infrastructure Highway Investment, State Broadband Data and Development Program, Transit Capital Assistance and Capital Investment, Alabama Blackbelt Infrastructure and Development Project	\$598,573,444 14.84%	\$477,106,468 13.99%	\$481,358,260 14.10%
Workforce AmeriCorps State Programs, Expansion of Trade Adjustment Assistance, Extension of and Increase in Unemployment Compensation Benefits, Senior Community Service Employment Program, State Unemployment Insurance and Employment Service Operations, Workforce Investment Act	\$339,654,089 8.42%	\$329,510,679 9.66%	\$329,509,518 9.65%
Total	\$4,033,434,425	\$3,411,410,407	\$3,413,558,006

The financial information below is a reflection of the data submitted by State-funded agencies and institutions to the Alabama Department of Finance each month. Jobs data is collected quarterly.







New Grants for February 2012 Reporting Period

University of Alabama at Birmingham

Grant Title	CFDA#	Quarterly Jobs		Amt Awarded	Amt Received	Amt Expended
			Created / Retained			
<u>A Pilot Study to Determine the Safety of Argatroban Injection in Combination with rt-PA in Patients with Acute Ischemic Stroke</u>	S 93.701		0.00	\$71,481.00	\$0.00	\$0.00
<u>DATA COORDINATION CENTER FOR THE RMN</u>	S 93.701		0.00	\$127,193.04	\$0.00	\$28,623.17
<u>ENHANCING MINORITY PARTICIPATION IN CLINICAL TRIALS (EMPACT)</u>	S 93.701		0.00	\$0.00	\$0.00	\$0.00
<u>GENOME-WIDE ASSOCIATION STUDY TO IDENTIFY GENETIC COMPONENTS OF KNEE OA: THE OAI</u>	93.701		0.00	\$0.00	\$0.00	\$0.00

S - Subgrant of state agency (not counted twice in totals)
Dash in jobs column indicates job reporting not required.

The financial information below is a reflection of the data submitted by State-funded agencies and institutions to the Alabama Department of Finance each month. Jobs data is collected quarterly.


Alabama ARRA Funding- State Government Agencies						
ADECA (Alabama Department of Economic and Community Affairs)						
Grant Title	CFDA#	Quarterly Jobs Created / Retained	Amt Awarded	Amt Received	Amt Expended	
Alabama On-the-Job Training National Emergency Grant ARRA Funded	17.260	0.11	\$1,444,144.00	\$592,452.00	\$589,106.00	
Community Development Block Grant 	14.255	2.87	\$7,049,436.00	\$7,005,074.00	\$7,005,074.00	
Community Services Block Grant	93.710	376.27	\$18,335,466.00	\$17,097,743.00	\$17,097,743.00	
Connecting Alabama: Boosting Broadband to Bridge the Digital Divide	11.557	0.04	\$1,181,348.00	\$12,000.00	\$10,797.00	
Edward Byrne Memorial Formula Grant	16.803					
ADECA and/or Non-State Subrecipients	-	0.00	\$11,686,982.00	\$10,919,047.00	\$10,894,118.00	
Corrections Subgrant	-	0.00	\$6,524,937.00	\$6,524,937.00	\$6,524,937.00	
Prosecution Services Subgrant	-	0.00	\$500,000.00	\$500,000.00	\$500,000.00	
Grant Total	-	0.00	\$18,711,919.00	\$17,943,984.00	\$17,919,055.00	
Energy Efficiency and Conservation Block Grants 	81.128	6.15	\$10,350,200.00	\$7,724,498.00	\$7,711,831.00	
Energy Efficiency & Renewable Energy - Reducing Industrial Energy Use in Alabama	81.119					
ADECA and/or Non-State Subrecipients	-	-1.39	\$230,000.00	\$220,849.13	\$220,849.13	
University of Alabama Subgrant	-	1.39	\$120,000.00	\$119,412.87	\$119,412.87	
Grant Total	-	0.00	\$350,000.00	\$340,262.00	\$340,262.00	
Energy Efficient Appliance Rebate Program 	81.127	0.00	\$4,473,000.00	\$4,473,000.00	\$4,469,145.00	
Homeless Prevention and Rapid Re-Housing Program 	14.257					
ADECA and/or Non-State Subrecipients	-	30.46	\$12,328,942.00	\$11,879,143.28	\$11,879,143.28	
Coalition Against Domestic Violence Subgrant	-	2.36	\$1,000,000.00	\$999,452.72	\$999,452.72	
Grant Total	-	32.82	\$13,328,942.00	\$12,878,596.00	\$12,878,596.00	
National Emergency Grant - Alabama Region 9 REI - Dislocated Workers	17.260	0.13	\$867,015.00	\$231,983.00	\$231,983.00	
State Broadband Data and Development Program	11.558	3.08	\$4,874,142.00	\$1,687,456.00	\$1,673,060.00	
State Energy Assurance Initiative	81.122	0.54	\$627,742.00	\$257,708.00	\$257,708.00	
State Energy Program Formula Grants 	81.041					
ADECA and/or Non-State Subrecipients	-	6.01	\$34,406,724.00	\$28,304,035.11	\$27,521,673.60	
Corrections Subgrant	-	12.70	\$20,965,000.00	\$20,272,957.00	\$20,965,000.00	
UAH Subgrant	-	0.37	\$600,000.00	\$599,557.75	\$599,557.75	
Alabama Institute for Deaf and Blind	-	0.00	\$198,276.00	\$138,581.89	\$195,483.40	
Grant Total	-	18.71	\$55,570,000.00	\$48,715,574.00	\$48,682,157.00	
State Energy Sector Partnership (SESP) and Training Grant 	17.275					
ADECA and/or Non-State Subrecipients	-	5.62	\$4,673,369.00	\$2,176,162.72	\$2,253,885.16	
Drake State Technical College	-	0.00	\$458,300.00	\$63,793.66	\$150,845.22	
University of Alabama Subgrant	-	0.00	\$118,600.00	\$115,663.59	\$115,663.59	
Wallace State CC (Hanceville)	-	3.00	\$749,731.00	\$451,245.03	\$271,842.03	
Grant Total	-	8.62	\$6,000,000.00	\$2,806,865.00	\$2,792,236.00	
SFSF Government Services Allocation	S 84.397	114.40	\$2,000,000.00	\$2,000,000.00	\$2,000,000.00	
Victims of Crime Act (VOCA) Victim Assistance Formula Grant	16.801					
ADECA and/or Non-State Subrecipients	-	3.35	\$801,476.00	\$801,476.00	\$801,476.00	
Troy University Subgrant	-	0.00	\$6,524.00	\$6,524.00	\$6,524.00	
Grant Total	-	3.35	\$808,000.00	\$808,000.00	\$808,000.00	

S - Subgrant of state agency (not counted twice in totals)
Dash in jobs column indicates job reporting not required.

Report last updated 3/26/2012
Reporting Period: 2/18/09 - 2/29/12
Information to be updated late April




The financial information below is a reflection of the data submitted by State-funded agencies and institutions to the Alabama Department of Finance each month. Jobs data is collected quarterly.

Alabama ARRA Funding- State Government Agencies

<u>Violence Against Women Act (VAWA) Services</u>		16.588				
<u>Training Officers & Prosecutors</u>						
ADECA and/or Non-State Subrecipients		-	5.47	\$1,802,060.01	\$1,733,701.35	\$1,745,295.77
<i>Admin. Office of the Courts Subgrant</i>		-	2.00	\$111,043.00	\$111,043.00	\$111,043.00
<i>Coalition Against Domestic Violence Subgrant</i>		-	1.46	\$106,767.99	\$106,767.99	\$106,767.99
<i>Prosecution Services Subgrant</i>		-	2.45	\$201,000.00	\$199,899.66	\$185,819.24
Grant Total		-	11.38	\$2,220,871.00	\$2,151,412.00	\$2,148,926.00

<u>Weatherization Formula Grants</u>		81.042	147.56	\$72,100,599.00	\$59,650,968.00	\$59,571,055.00
---	---	--------	--------	-----------------	-----------------	-----------------

ADECA (Alabama Department of Economic and Community Affairs) [Continued]

Grant Title	CFDA#	Quarterly Jobs Created / Retained	Amt Awarded	Amt Received	Amt Expended	
<u>Workforce Investment Act</u>						
WIA - Adult Program		17.258	3.60	\$5,103,029.00	\$5,103,029.00	\$5,103,029.00
WIA - Dislocated Workers Program		17.260	0.00	\$13,193,657.00	\$13,064,846.00	\$13,064,846.00
WIA - Youth Program		17.259	0.62	\$11,647,403.00	\$11,647,403.00	\$11,647,403.00
WIA Total			4.22	\$29,944,089.00	\$29,815,278.00	\$29,815,278.00
ADECA and/or Non-State Subrecipients		-50.03		\$16,085,420.02	\$17,075,876.68	\$16,999,537.84
<i>Alabama Southern CC Subgrant I</i>		1.00		\$366,810.38	\$291,280.79	\$291,280.79
<i>Alabama Southern CC Subgrant II</i>		1.00		\$399,000.00	\$399,000.00	\$399,000.00
Bevill State CC Subgrant I		0.00		\$259,607.00	\$185,734.96	\$185,734.96
Bevill State CC Subgrant II		0.00		\$360,640.00	\$146,330.54	\$146,330.54
Calhoun CC Subgrant		0.00		\$145,914.00	\$123,208.97	\$123,208.97
Chattahoochee Valley CC Subgrant		1.00		\$50,881.00	\$29,928.11	\$29,928.11
Ingram State Technical College Subgrant		1.25		\$106,701.00	\$86,776.00	\$86,776.00
Jefferson State CC Subgrant		0.00		\$189,507.00	\$180,811.11	\$180,811.11
Lurleen B. Wallace CC Subgrant		30.00		\$111,226.00	\$109,148.51	\$109,148.51
Northeast Alabama CC Subgrant I		5.00		\$67,344.00	\$29,119.47	\$30,589.83
Northeast Alabama CC Subgrant II		3.00		\$120,066.00	\$46,100.03	\$52,686.61
Postsecondary Education Subgrant I		0.00		\$6,988,809.00	\$6,711,709.64	\$6,711,709.64
<i>Postsecondary Education Subgrant II</i>		0.00		\$2,700,000.00	\$2,700,000.00	\$2,700,000.00
Snead State Technical College Subgrant		3.00		\$114,678.00	\$110,040.00	\$110,040.00
Southern Union State CC Subgrant II		2.00		\$150,337.60	\$102,576.89	\$104,376.89
Southern Union State CC Subgrant III		0.00		\$192,410.00	\$144,045.58	\$144,045.58
Trenholm St. Tech. College Subgrant I		0.00		\$136,287.00	\$73,112.00	\$73,112.00
Trenholm St. Tech. College Subgrant II		0.00		\$94,651.00	\$47,578.00	\$47,578.00
Wallace State CC (Dothan) Subgrant		0.00		\$390,500.00	\$316,258.72	\$382,740.62
Wallace State CC (Hanceville) Subgrant I		6.00		\$456,650.00	\$450,360.00	\$450,360.00
<i>Wallace State CC (Hanceville) Subgrant II</i>		1.00		\$456,650.00	\$456,282.00	\$456,282.00
Grant Total			4.22	\$29,944,089.00	\$29,815,278.00	\$29,815,278.00
		Total	615.85	\$248,236,913.00	\$214,192,853.00	\$214,002,012.00

*The Alabama Department of Economic and Community Affairs will have to return approximately \$1,203,000 to the federal funding agent from the \$18,335,466 funds received for the Community Service Block Grant. The funds were allocated to a sub-recipient which was dissolved before expenditure could occur. Due to regulations from the Department of Health and Human Services, funds cannot be re-allocated to another sub-recipient once they have been allocated to the initial sub-recipient. *In addition, \$39,312.85 will be returned to the federal funding agency from the \$2,220,871.00 funds awarded for the Violence Against Women Act Grant. The funds were allocated to a sub-recipient who did not spend the full amount prior to the federal deadline.

The financial information below is a reflection of the data submitted by State-funded agencies and institutions to the Alabama Department of Finance each month. Jobs data is collected quarterly.

Alabama ARRA Funding- State Government Agencies

Administrative Office of the Courts

Grant Title	CFDA#	Quarterly Jobs Created / Retained	Amt Awarded	Amt Received	Amt Expended
Violence Against Women Act (VAWA) Services Training Officers & Prosecutors	S 16.588	2.00	\$111,043.00	\$111,043.00	\$111,043.00
		Total	\$111,043.00	\$111,043.00	\$111,043.00

Agriculture and Industries

Grant Title	CFDA#	Quarterly Jobs Created / Retained	Amt Awarded	Amt Received	Amt Expended
USDA Aquaculture Grant Program*	10.086	112.00	\$10,028,955.00	\$9,014,396.00	\$9,014,396.00
		Total	\$10,028,955.00	\$9,014,396.00	\$9,014,396.00

*The Alabama Department of Agriculture and Industries will have to return approximately \$670,000 to FSA from the \$10,028,955 funds received for the Aquaculture Grant Program. All funds cannot be allocated because there is a \$100,000 cap for any one producer and a producer can only receive funds equal to the losses from the 2008 increased feed cost.

Archives and History

Grant Title	CFDA#	Quarterly Jobs Created / Retained	Amt Awarded	Amt Received	Amt Expended
SFSF Government Services Allocation	S 84.397	0.00	\$100,000.00	\$100,000.00	\$100,000.00
		Total	\$100,000.00	\$100,000.00	\$100,000.00

Auditor's Office

Grant Title	CFDA#	Quarterly Jobs Created / Retained	Amt Awarded	Amt Received	Amt Expended
SFSF Government Services Allocation	S 84.397	0.00	\$100,000.00	\$100,000.00	\$100,000.00
		Total	\$100,000.00	\$100,000.00	\$100,000.00

Children's Affairs, Department of

Grant Title	CFDA#	Quarterly Jobs Created / Retained	Amt Awarded	Amt Received	Amt Expended
Head Start State Advisory Council	93.708	1.30	\$1,962,262.00	\$328,146.83	\$317,504.16
		Total	\$1,962,262.00	\$328,146.83	\$317,504.16





Coalition Against Domestic Violence

Grant Title	CFDA#	Quarterly Jobs Created / Retained	Amt Awarded	Amt Received	Amt Expended
Grants to State Domestic Violence and Sexual Assault Coalitions	16.556	0.50	\$78,125.00	\$78,125.00	\$78,125.00
Homeless Prevention and Rapid Re-Housing Program	S 14.257	2.357	\$1,000,000.00	\$999,452.72	\$999,452.72
Improved Domestic Violence Crime Scene Investigation	S 16.588	0.11	\$8,721.00	\$8,721.00	\$8,721.00
Supporting Systematic Responses to Domestic Violence in Alabama	S 16.588	0.55	\$17,002.00	\$17,002.00	\$17,002.00
Violence Against Women Act (VAWA) Services Training Officers & Prosecutors	S 16.588	1.46	\$106,767.99	\$106,767.99	\$106,767.99
		Total	\$1,210,615.99	\$1,210,068.71	\$1,210,068.71

The financial information below is a reflection of the data submitted by State-funded agencies and institutions to the Alabama Department of Finance each month. Jobs data is collected quarterly.


Alabama ARRA Funding- State Government Agencies

Conservation

Grant Title	CFDA#	Quarterly Jobs Created / Retained	Amt Awarded	Amt Received	Amt Expended
Heavy Pigtoe Mussel Survey - USFWS40181AJ013	15.656	0.00	\$76,000.00	\$47,737.20	\$47,737.20
Longleaf Restoration Private Lands Land Owner Incentive 	15.656	0.01	\$300,000.00	\$217,039.58	\$267,649.90
Longleaf Restoration on Barbour WMA  S	10.688	0.050	\$235,350.00	\$149,762.15	\$149,762.15
Port Security Grant Program - State Police Patrol Boat for the Port of Guntersville 	97.116	0.00	\$253,998.00	\$253,998.00	\$253,998.00
Port Security Grant Program - State Police Patrol Boat for the Port of Mobile 	97.116	0.00	\$290,012.00	\$290,012.00	\$290,012.00
Tulotoma Snail Survey	15.656	0.00	\$64,000.00	\$64,000.00	\$64,000.00
Total		0.06	\$1,219,360.00	\$1,022,548.93	\$1,073,159.25

*The Department of Conservation will have to return approximately \$28,262.80 to the federal funding agency from the \$76,000 funds received for the Heavy Pigtoe Mussel Survey Program. Funds will be returned due to the inability of a secondary project to be completed prior to the grant deadline.

Corrections

Grant Title	CFDA#	Quarterly Jobs Created / Retained	Amt Awarded	Amt Received	Amt Expended
Edward Byrne Memorial Formula Grant	S 16.803	0.00	\$6,524,937.00	\$6,524,937.00	\$6,524,937.00
State Energy Program  S	81.041	12.70	\$20,965,000.00	\$20,272,957.00	\$20,965,000.00
State Fiscal Stabilization Fund - Government Use*	S 84.397	4,498.50	\$118,585,536.00	\$118,585,536.00	\$118,585,536.00
Total		4,511.20	\$146,075,473.00	\$145,383,430.00	\$146,075,473.00

Council on the Arts

Grant Title	CFDA#	Quarterly Jobs Created / Retained	Amt Awarded	Amt Received	Amt Expended
National Endowment for the Arts	45.025	9.29	\$312,800.00	\$312,800.00	\$312,800.00
Total		9.29	\$312,800.00	\$312,800.00	\$312,800.00

Crime Victims Compensation Commission

Grant Title	CFDA#	Quarterly Jobs Created / Retained	Amt Awarded	Amt Received	Amt Expended
Victim Compensation Formula Grant	16.802	0.00	\$847,343.00	\$847,343.00	\$847,342.00
Total		0.00	\$847,343.00	\$847,343.00	\$847,342.00

The financial information below is a reflection of the data submitted by State-funded agencies and institutions to the Alabama Department of Finance each month. Jobs data is collected quarterly.

Alabama ARRA Funding- State Government Agencies

Criminal Justice Information Center

Grant Title	CFDA#	Quarterly Jobs Created / Retained	Amt Awarded	Amt Received	Amt Expended
Assistance to Rural Law Enforcement: Infrastructure Support for "MOVE" Rural Information Sharing	16.810	6.00	\$1,883,320.00	\$1,498,000.31	\$1,544,625.72
Assistance to Rural Law Enforcement: Providing NCIC Access to Rural Areas in Alabama	16.810	1.50	\$1,464,323.00	\$974,272.88	\$1,050,485.06
Total		7.50	\$3,347,643.00	\$2,472,273.19	\$2,595,110.78

Dauphin Island / Marine Environmental Science Consortium

Grant Title	CFDA#	Quarterly Jobs Created / Retained	Amt Awarded	Amt Received	Amt Expended
Coastal Alabama Economic Recovery and Ecological Restoration Project	11.463	5.12	\$563,705.00	\$460,232.67	\$460,232.67
Undergraduate Research Experiences in Coastal and Nearshore Marine Systems of the Northeastern Gulf of Mexico	47.082	1.00	\$258,552.00	\$157,832.45	\$157,832.45
Total		6.12	\$822,257.00	\$618,065.12	\$618,065.12

Education






Grant Title	CFDA#	Quarterly Jobs Created / Retained	Amt Awarded	Amt Received	Amt Expended
Child Nutrition - NSLP Equipment	10.579				
<i>Education and/or Non-State Subrecipients</i>	-	0.00	\$1,935,100.00	\$1,935,100.00	\$1,935,100.00
<i>Institute for the Deaf and Blind Subgrant</i>	-	0.00	\$21,000.00	\$21,000.00	\$21,000.00
Grant Total	-	0.00	\$1,956,100.00	\$1,956,100.00	\$1,956,100.00
Child Nutrition - TEFAP Administration	10.568	4.00	\$1,276,545.00	\$1,276,545.00	\$1,276,545.00
Education Jobs Funds***	S 84.410	271.02	\$149,539,554.00	\$142,013,364.71	\$142,556,160.21
Enhancing Education Through Technology	84.386	0.00	\$10,451,213.00	\$10,400,708.44	\$10,399,483.87
Individuals with Disabilities Education Act	84.391	0.00	\$181,864,783.00	\$181,606,960.10	\$181,606,960.10
McKinney-Vento Homeless Children and Youths Program	84.387	0.00	\$1,078,910.00	\$1,068,146.09	\$1,068,146.09
School Improvement - 1003(g)	84.388	43.27	\$49,125,757.00	\$19,600,070.42	\$20,494,418.52
Special Education - Preschool (IDEA)	84.392A	0.00	\$5,969,828.00	\$5,960,474.63	\$5,960,474.63
State Fiscal Stabilization Fund	S 84.394	0.00	\$358,868,782.00	\$358,868,782.00	\$358,868,782.00
Title I Grants to LEAs	84.389	16.80	\$162,969,217.00	\$158,046,186.11	\$159,317,050.90
Total		64.07	\$773,561,135.00	\$738,783,972.79	\$740,947,961.11

Education Jobs Funds***(Figures below reported by Executive Budget Office)

Grant Title	CFDA#	Quarterly Jobs Created / Retained	Amt Awarded	Amt Received	Amt Expended
Education Jobs Funds	84.410	271.02	\$151,748,704.00	\$142,013,364.71	\$142,013,364.71
Total		271.02	151,748,704.00	142,013,364.71	142,013,364.71

***Reporting of Education Jobs Bill funding follows the same stringent rules as those of the Recovery Act. For transparency purposes the funding allocated to the State of Alabama from the Education Jobs Bill are included in this report. For the purpose of segregating the dollar amounts associated with this program from other ARRA funding, the Education Jobs Bill amounts awarded, received, and expended will not be included in the overall totals of ARRA impact reported for the agency and/or state. Education Jobs Funds are received on a reimbursement basis. At the time of this report, the amounts expended during the previous month are pending approval by the Executive Budget Office. The amount expended is subject to change. The amounts expended reported by the State Department of Education and the Executive Budget Office may not always reconcile for these purposes.



The financial information below is a reflection of the data submitted by State-funded agencies and institutions to the Alabama Department of Finance each month. Jobs data is collected quarterly.

Alabama ARRA Funding- State Government Agencies					
Environmental Management					
Grant Title	CFDA#	Quarterly Jobs Created / Retained	Amt Awarded	Amt Received	Amt Expended
Brownfields Revolving Loan Program	66.818	1.71	\$930,000.00	\$930,000.00	\$645,829.04
Clean Water State Revolving Fund	66.458	22.41	\$43,821,600.00	\$43,821,600.00	\$43,821,600.00
CWA Section 604(b) Set-Aside	66.454	0.00	\$442,600.00	\$442,600.00	\$442,600.00
Drinking Water State Revolving Fund	66.468	2.10	\$19,500,000.00	\$19,500,000.00	\$19,500,000.00
Leaking Underground Storage Tanks 	66.805	3.00	\$4,086,000.00	\$3,896,336.08	\$4,040,336.78
State Clean Diesel Grant Program 	66.040				
<i>Environmental Management and/or Non-State Subrecipients</i>	-	2.25	\$755,568.59	\$755,568.59	\$755,568.59
<i>Transportation Subgrant</i>	-	0.00	\$974,431.41	\$974,431.41	\$974,431.41
Grant Total	-	2.25	\$1,730,000.00	\$1,730,000.00	\$1,730,000.00
	Total	31.47	\$70,510,200.00	\$70,320,536.08	\$70,180,365.82
Finance					
Grant Title	CFDA#	Quarterly Jobs Created / Retained	Amt Awarded	Amt Received	Amt Expended
SFSF Government Services Allocation	S 84.397	0.00	\$1,510,903.00	\$1,510,903.00	\$1,510,903.00
	Total	0.00	\$1,510,903.00	\$1,510,903.00	\$1,510,903.00
Forestry Commission					
Grant Title	CFDA#	Quarterly Jobs Created / Retained	Amt Awarded	Amt Received	Amt Expended
Cogongrass ARRA Project 	10.688	16.43	\$6,281,000.00	\$3,712,513.00	\$3,392,989.00
Longleaf Restoration ARRA Project 	10.688				
<i>Forestry Commission and/or Non-State Subrecipients</i>	-	1.49	\$1,561,650.00	\$1,508,144.85	\$1,290,583.85
<i>Conservation Subgrant</i>	-	0.05	\$235,350.00	\$149,762.15	\$149,762.15
Grant Total	-	1.54	\$1,797,000.00	\$1,657,907.00	\$1,440,346.00
Prescribed Burning & Hazardous Fuel Reduction 	10.688	3.71	\$5,000,000.00	\$2,931,287.00	\$1,768,619.00
	Total	21.68	\$13,078,000.00	\$8,301,707.00	\$6,601,954.00
Geological Survey					
Grant Title	CFDA#	Quarterly Jobs Created / Retained	Amt Awarded	Amt Received	Amt Expended
DOE Gorgas Supplemental: Site Characterization for CO2 storage from coal-fired power facilities in the Black Warrior Basin of Alabama	S 81.134	1.50	\$192,278.00	\$146,061.00	\$121,873.00
Site Characterization for CO2 Storage in Black Warrior Basin of Alabama	S 81.132	1.50	\$532,238.00	\$578,414.00	\$401,082.00
Southeast CO2 Sequestration Technology Training Program	S 81.089	0.50	\$120,000.00	\$95,043.00	\$87,543.00
State Geological Survey Contribution to the National Geothermal Data System, Year 1 & 2	S 81.087	6.00	\$600,000.00	\$441,618.00	\$200,000.00
	Total	9.50	\$1,444,516.00	\$682,722.00	\$810,498.00

S - Subgrant of state agency (not counted twice in totals)
Dash in jobs column indicates job reporting not required.

Report last updated 3/26/2012
Reporting Period: 2/18/09 - 2/29/12
Information to be updated late April

The financial information below is a reflection of the data submitted by State-funded agencies and institutions to the Alabama Department of Finance each month. Jobs data is collected quarterly.

Alabama ARRA Funding- State Government Agencies					
Governor's Office of Faith-Based and Community Initiatives					
Grant Title	CFDA#	Quarterly Jobs Created / Retained	Amt Awarded	Amt Received	Amt Expended
AmeriCorps State Programs	94.006	20.00	\$399,131.00	\$311,001.00	\$311,001.00
Strengthening Communities Fund - State, Local and Tribal Government Capacity Building Program	93.711	0.00	\$250,000.00	\$195,123.76	\$195,123.76
Total		20.00	\$649,131.00	\$506,124.76	\$506,124.76
*The Governor's Office of Faith Based and Community Initiatives will have to return approximately \$88,130.00 to the federal funding agent from the \$399131.00 funds received for the AmeriCorps Grant. By federal statute, the Americorps program drawdowns are based on a per member cost and with attrition the programs will not be able to utilize all of the funds.					
Housing Finance Authority					
Grant Title	CFDA#	Quarterly Jobs Created / Retained	Amt Awarded	Amt Received	Amt Expended
Tax Credit Assistance Program 	14.258	3.98	\$28,814,688.00	\$28,814,688.00	\$28,814,688.00
Tax Credit Exchange Program 	N/A	1,277.00	\$43,270,500.00	\$43,270,500.00	\$43,270,500.00
Hardest Hit Fund	N/A	0.00	\$162,521,345.00	\$16,000,000.00	\$11,698,800.00
Total		1,280.98	\$234,606,533.00	\$88,085,188.00	\$83,783,988.00
Human Resources*					
Grant Title	CFDA#	Quarterly Jobs Created / Retained	Amt Awarded	Amt Received	Amt Expended
Child Care & Development Fund	93.713	0.00	\$38,470,990.00	\$36,529,917.00	\$36,536,900.00
Child Support Enforcement	93.563	-	\$4,890,509.00	\$4,620,000.00	\$4,388,727.00
Food Assistance (SNAP) Client Benefits	10.551	-	\$211,493,824.00	\$211,493,824.00	\$211,493,824.00
Foster Care and Adoption Assistance FMAP Increase	93.658 & 93.659	-	\$2,396,776.00	\$2,396,776.00	\$2,396,776.00
SNAP Administration	10.561	-	\$5,110,510.00	\$5,110,510.00	\$5,110,505.00
TANF - Emergency Contingency Fund	93.558	-	\$42,870,777.00	\$41,209,750.00	\$41,166,057.00
TANF - Supplemental Grants	93.558	-	\$11,093,254.00	\$11,093,254.00	\$11,093,254.00
Total		0.00	\$316,326,640.00	\$312,454,031.00	\$312,186,043.00
** These figures for DHR were last reported in July and do not reflect data collected in August.					

The financial information below is a reflection of the data submitted by State-funded agencies and institutions to the Alabama Department of Finance each month. Jobs data is collected quarterly.

Alabama ARRA Funding- State Government Agencies


Industrial Relations					
Grant Title	CFDA#	Quarterly Jobs Created / Retained	Amt Awarded	Amt Received	Amt Expended
Competitive Grants for Worker Training and Placement in High Growth and Emerging Industry Sectors	17.275	0.00	\$1,145,210.00	\$1,026,589.97	\$1,026,589.97
Expansion of Trade Adjustment Assistance Program	17.245	0.00	\$9,961,731.00	\$9,117,723.41	\$9,117,723.41
Extension of Emergency Unemployment Compensation Program	17.225	0.00	\$6,716,941.00	\$6,716,941.00	\$6,716,941.00
Increase in Unemployment Compensation Benefits - Admin	17.225	0.00	\$175,372.00	\$175,372.00	\$175,372.00
Increase in Unemployment Compensation Benefits - FAC Benefits	17.225	0.00	\$232,567,032.96	\$232,567,032.96	\$232,567,032.96
Interest Free Loan for Trust Fund Deficit	N/A	0.00	\$32,826,324.39	\$32,826,324.39	\$32,826,324.39
Special Transfer for Unemployment Compensation Administration	17.225	0.00	\$7,176,668.00	\$1,225,135.13	\$1,229,310.92
State Unemployment Insurance and Employment Service Operations	17.207	0.00	\$5,093,106.00	\$5,093,106.00	\$5,093,106.00
Total		0.00	\$295,662,385.35	\$288,748,224.86	\$288,752,400.65
*The Department of Industrial Relations will have to return approximately \$1,087,028.00 to the federal funding agency from the \$9,961,731.00 funds received for the Expansion Trade Adjustment Assistance Program. Funds will be returned due to the program being fully funded by regular federal funds. These funds are not considered ARRA funding and are not reported to FederalReporting.gov.					
Institute for the Deaf and Blind					
Grant Title	CFDA#	Quarterly Jobs Created / Retained	Amt Awarded	Amt Received	Amt Expended
ADECA Energy Division, Energy Efficient Lighting Upgrades	S 81.041	0.00	\$198,276.00	\$138,581.89	\$195,483.40
Child Nutrition - NSLP Equipment	S 10.579	0.00	\$21,000.00	\$21,000.00	\$21,000.00
IDEA Part C Early Intervention - FY2009	S 84.393	0.00	\$147,704.55	\$147,704.55	\$147,704.55
IDEA Part C Early Intervention - FY2010	S 84.393	0.00	\$274,423.85	\$274,423.85	\$274,423.85
IDEA Part C Early Intervention - FY2011	pm S 84.393	0.00	\$311,988.00	\$311,988.00	\$311,988.00
Total		0.00	\$953,392.40	\$893,698.29	\$950,599.80
Medicaid					
Grant Title	CFDA#	Quarterly Jobs Created / Retained	Amt Awarded	Amt Received	Amt Expended
Alabama Health Information Exchange	93.719	1.48	\$10,564,789.00	\$4,117,611.20	\$4,086,190.14
Alabama Medicaid HIT Plan and Incentive Payment Program	93.778	0.00	\$308,292,600.00	\$60,263,247.61	\$60,240,772.66
FMAP Increase	93.778				
Medicaid and/or Non-State Subrecipients	-	-	\$792,018,104.31	\$813,710,193.31	\$813,710,193.31
Mental Health Subgrant	-	0.00	\$104,035,474.06	\$104,035,474.06	\$104,035,474.06
Public Health Subgrant	-	0.00	\$28,169,212.84	\$28,169,212.84	\$28,169,212.84
Rehabilitation Services Subgrant	-	0.00	\$4,816,145.00	\$4,816,145.00	\$4,816,145.00
Senior Services Subgrant	-	0.00	\$8,190,208.00	\$8,190,208.00	\$8,190,208.00
Youth Services Subgrant	-	N/A	\$3,272,857.79	\$3,272,857.79	\$3,272,857.79
Grant Total	-	0.00	\$940,502,002.00	\$962,194,091.00	\$962,194,091.00
Total		0.00	\$951,067,052.00	\$966,311,963.20	\$966,280,542.14

S - Subgrant of state agency (not counted twice in totals)
Dash in jobs column indicates job reporting not required.

The financial information below is a reflection of the data submitted by State-funded agencies and institutions to the Alabama Department of Finance each month. Jobs data is collected quarterly.

Alabama ARRA Funding- State Government Agencies

Mental Health

Grant Title	CFDA#	Quarterly Jobs Created / Retained	Amt Awarded	Amt Received	Amt Expended
FMAP Increase	S 93.778	0.00	\$104,035,474.06	\$104,035,474.06	\$104,035,474.06
IDEA Part C Early Intervention	 S 84.393	24.21	\$4,029,775.30	\$3,839,259.69	\$3,839,259.69
Total		24.21	\$108,065,249.36	\$107,874,733.75	\$107,874,733.75

Military

Grant Title	CFDA#	Quarterly Jobs Created / Retained	Amt Awarded	Amt Received	Amt Expended
Solar Power Generation-Special military Project, Military Construction	12.41	4.20	\$4,349,650.00	\$4,349,650.00	\$3,905,494.71
Special Military Cooperative Agreement: Facilities Sustainment, Restoration and Modernization	12.401	0.04	\$6,725,000.00	\$6,725,000.00	\$6,710,891.50
Total		0.04	\$11,074,650.00	\$11,074,650.00	\$10,616,386.21

Office of Attorney General

Grant Title	CFDA#	Quarterly Jobs Created / Retained	Amt Awarded	Amt Received	Amt Expended
SFSF Government Services Allocation	S 84.397	0.00	\$1,000,000.00	\$1,000,000.00	\$1,000,000.00
Total		0.00	\$1,000,000.00	\$1,000,000.00	\$1,000,000.00

Postsecondary Education (Alabama Community College System)

Grant Title	CFDA#	Quarterly Jobs Created / Retained	Amt Awarded	Amt Received	Amt Expended
Workforce Investment Act - Individual Referral and Individual Training Accounts	S 17.258, 17.259 & 17.260	0.00	\$6,988,809.00	\$6,711,709.64	\$6,711,709.64
Workforce Investment Act - ITA Technical Assistance and Support	S 17.260	0.00	\$1,056,606.57	\$1,056,606.57	\$1,056,606.57
State Fiscal Stabilization Government Services	S 84.387	0.00	\$2,700,000.00	\$2,700,000.00	\$2,700,000.00
Total		0.00	\$10,745,415.57	\$10,468,316.21	\$10,468,316.21



** These figures for DHR were last reported in September and do not reflect data collected in October.

Prosecution Services

Grant Title	CFDA#	Quarterly Jobs Created / Retained	Amt Awarded	Amt Received	Amt Expended
Edward Byrne Memorial JAG Formula Grant Program (Zerometh Drug Prevention Campaign)	S 16.803	0.00	\$500,000.00	\$500,000.00	\$500,000.00
SFSF Government Services Allocation	S 84.397A	15.00	\$120,000.00	\$120,000.00	\$120,000.00
Violence Against Women Act (VAWA) Services Training Officers and Prosecutors	S 16.588	2.45	\$201,000.00	\$199,899.66	\$185,819.24
Total		17.45	\$821,000.00	\$819,899.66	\$805,819.24

The financial information below is a reflection of the data submitted by State-funded agencies and institutions to the Alabama Department of Finance each month. Jobs data is collected quarterly.

Alabama ARRA Funding- State Government Agencies

Public Health					
Grant Title	CFDA#	Quarterly Jobs Created / Retained	Amt Awarded	Amt Received	Amt Expended
Ambulatory Surgical Center Healthcare-Associated Infection Prevention Initiative	93.720	0.00	\$47,767.00	\$47,767.00	\$47,767.00
Communities Putting Prevention to Work	92.723	0.00	\$348,452.00	\$165,007.42	\$165,007.42
FMAP Increase	S 93.778	0.00	\$28,169,212.84	\$28,169,212.84	\$28,169,212.84
Healthcare Associated Infections Grants	93.717	3.00	\$487,133.00	\$416,279.61	\$416,279.61
Primary Care Offices	 93.414	0.40	\$330,660.00	\$105,325.17	\$105,325.17
State Loan Repayment Program	93.402	6.00	\$350,000.00	\$210,000.00	\$210,000.00
State Supplemental Funding for Healthy Communities, Tobacco Control, Diabetes Prevention and Control, and Behavioral Risk Factor Surveillance System	93.723	1.00	\$830,665.00	\$760,518.47	\$760,518.47
State Supplemental Funding for Healthy Communities, Tobacco Control, Diabetes Prevention and Control, and Behavioral Risk Factor Surveillance System	93.723	1.00	\$766,183.00	\$621,834.88	\$621,834.88
Strengthening the Evidence Based Epidemiology and Laboratory Capacity for Infectious Diseases	93.712	2.00	\$150,000.00	\$148,266.75	\$148,266.75
Supplemental Funding for Reaching More Children and Adults	93.712	1.00	\$947,635.00	\$947,635.00	\$947,635.00
Supplemental Nutrition Program for Women, Infants and Children	10.578	0.00	\$218,513.00	\$199,320.48	\$199,320.48
Total		14.40	\$32,646,220.84	\$31,791,167.62	\$31,791,167.62
Public Safety					
Grant Title	CFDA#	Quarterly Jobs Created / Retained	Amt Awarded	Amt Received	Amt Expended
Internet Crimes Against Children Program	 16.800	9.00	\$652,884.00	\$652,884.00	\$652,884.00
SFSF Government Services	S 84.397	239.40	\$3,669,097.00	\$3,669,097.00	\$3,669,097.00
Total		248.40	\$4,321,981.00	\$4,321,981.00	\$4,321,981.00
Public Service Commission					
Grant Title	CFDA#	Quarterly Jobs Created / Retained	Amt Awarded	Amt Received	Amt Expended
State Electricity Regulators Assistance	81.122	4.00	\$868,824.00	\$357,798.61	\$355,807.78
Total		4.00	\$868,824.00	\$357,798.61	\$355,807.78

S - Subgrant of state agency (not counted twice in totals)
Dash in jobs column indicates job reporting not required.




The financial information below is a reflection of the data submitted by State-funded agencies and institutions to the Alabama Department of Finance each month. Jobs data is collected quarterly.

Alabama ARRA Funding- State Government Agencies

Rehabilitation Services

Grant Title	CFDA#	Quarterly Jobs Created / Retained	Amt Awarded	Amt Received	Amt Expended	
Basic Support (Vocational Rehabilitation)	84.390					
<i>Rehabilitation Services and/or Non-State Subrecipients</i>	-	0.00	\$9,590,731.00	\$9,790,731.00	\$9,743,309.00	
<i>Institute for the Deaf and Blind Subgrant</i>	-	4.00	\$200,000.00	\$0.00	\$47,284.00	
Grant Total	-	4.00	\$9,790,731.00	\$9,790,731.00	\$9,790,593.00	
FMAP Increase	S 93.778	0.00	\$4,816,145.00	\$4,816,145.00	\$4,816,145.00	
IDEA Part C Early Intervention	84.393					
<i>Rehabilitation Services and/or Non-State Subrecipients</i>	-	12.91	\$2,374,535.91	\$2,570,166.63	\$2,570,166.61	
<i>Institute for the Deaf and Blind Subgrant</i>	-	0.00	\$311,988.00	\$311,988.00	\$311,988.00	
<i>Mental Health Subgrant</i>	-	24.21	\$4,029,775.30	\$3,839,259.69	\$3,839,259.69	
<i>University of Alabama Subgrant</i>	-	0.05	\$20,511.29	\$15,396.18	\$15,396.18	
<i>UAB Subgrant</i>	-	0.00	\$2,545.50	\$2,545.50	\$2,545.52	
Grant Total	-	37.17	\$6,739,356.00	\$6,739,356.00	\$6,739,356.00	
Independent Living Services	84.398	0.00	\$242,913.00	\$242,913.00	\$242,913.00	
OASIS - Services to the Older Blind	84.399	0.00	\$565,407.00	\$565,407.00	\$565,407.00	
		Total	41.17	\$22,154,552.00	\$22,154,552.00	\$22,154,414.00

Senior Services

Grant Title	CFDA#	Quarterly Jobs Created / Retained	Amt Awarded	Amt Received	Amt Expended	
Alabama's Chronic Disease Self-Management Program	93.725	0.00	\$600,000.00	\$464,762.00	\$464,762.00	
FMAP Increase	S 93.778	0.00	\$8,190,208.00	\$8,190,208.00	\$8,190,208.00	
Senior Community Service Employment Program 	17.235	0.00	\$439,546.00	\$439,546.00	\$439,546.00	
Senior Nutrition Program - Congregate Services 	93.707	0.00	\$1,023,687.00	\$1,023,687.00	\$1,023,687.00	
Senior Nutrition Program - Delivered 	93.705	0.00	\$503,969.00	\$503,969.00	\$503,969.00	
		Total	0.00	\$10,757,410.00	\$10,622,172.00	\$10,622,172.00

S - Subgrant of state agency (not counted twice in totals)
Dash in jobs column indicates job reporting not required.

The financial information below is a reflection of the data submitted by State-funded agencies and institutions to the Alabama Department of Finance each month. Jobs data is collected quarterly.

Alabama ARRA Funding- State Government Agencies

State Fiscal Stabilization Fund (Governor's Office & Executive Budget Office)

Grant Title	CFDA#	Quarterly Jobs Created / Retained	Amt Awarded	Amt Received	Amt Expended
<u>State Fiscal Stabilization Fund - Education</u>	84.394				
<u>Alabama A&M*</u>	-	99.00	\$6,720,234.00	\$6,720,234.00	\$6,720,234.00
<u>Alabama State University*</u>	-	148.31	\$6,519,749.00	\$6,519,749.00	\$6,519,749.00
<u>Athens State University</u>	-	13.70	\$1,929,132.00	\$1,929,132.00	\$1,929,132.00
<u>Auburn University*</u>	-	251.69	\$33,805,506.00	\$33,805,506.00	\$33,805,506.00
<u>Auburn University Montgomery*</u>	-	30.10	\$4,209,168.00	\$4,209,168.00	\$4,209,168.00
<u>Agricultural Experiment Station*</u>	-	38.64	\$6,502,090.00	\$6,502,090.00	\$6,502,090.00
<u>Cooperative Extension System*</u>	-	64.73	\$7,250,052.00	\$7,250,052.00	\$7,250,052.00
<u>Jacksonville State University*</u>	-	0.00	\$6,687,320.00	\$6,687,320.00	\$6,687,320.00
<u>K-12 Education</u>	-	0.00	\$358,868,782.00	\$358,868,782.00	\$358,868,782.00
<u>Postsecondary Education (Alabama Community College System)**</u>	-	130.03	\$35,471,008.00	\$35,471,008.00	\$35,471,008.00
<u>Alabama Southern*</u>	-	0.00	\$858,968.00	\$858,968.00	\$858,968.00
<u>Bevill State Community College*</u>	-	17.27	\$2,107,886.00	\$2,107,886.00	\$2,107,886.00
<u>Bishop State Community College*</u>	-	13.70	\$1,891,380.00	\$1,891,380.00	\$1,891,380.00
<u>Calhoun Community College*</u>	-	14.00	\$2,500,742.00	\$2,500,742.00	\$2,500,742.00
<u>Central Alabama Community College*</u>	-	6.30	\$1,045,862.00	\$1,045,862.00	\$1,045,862.00
<u>Chattahoochee Valley Community College*</u>	-	7.00	\$674,246.00	\$674,246.00	\$674,246.00
<u>Drake State Technical College*</u>	-	4.00	\$474,714.00	\$474,714.00	\$474,714.00
<u>Enterprise State Community College*</u>	-	7.00	\$1,088,552.00	\$1,088,552.00	\$1,088,552.00
<u>Faulkner Community College*</u>	-	51.95	\$1,234,906.00	\$1,234,906.00	\$1,234,906.00
<u>Gadsden State Community College*</u>	-	27.52	\$2,907,912.00	\$2,907,912.00	\$2,907,912.00
<u>Ingram State Technical College*</u>	-	0.00	\$408,672.00	\$408,672.00	\$408,672.00
<u>Jefferson State Community College*</u>	-	15.00	\$2,507,628.00	\$2,507,628.00	\$2,507,628.00
<u>Jefferson Davis Community College*</u>	-	5.00	\$636,464.00	\$636,464.00	\$636,464.00
<u>Lurleen B. Wallace Community College*</u>	-	10.00	\$908,770.00	\$908,770.00	\$908,770.00
<u>Lawson State Community College*</u>	-	6.85	\$1,849,694.00	\$1,849,694.00	\$1,849,694.00
<u>Marion Military Institute*</u>	-	6.80	\$758,622.00	\$758,622.00	\$758,622.00
<u>Northeast Alabama Community College*</u>	-	0.00	\$780,892.00	\$780,892.00	\$780,892.00
<u>Northwest-Shoals Community College*</u>	-	5.40	\$1,429,214.00	\$1,429,214.00	\$1,429,214.00
<u>Reid State Technical College*</u>	-	4.00	\$541,128.00	\$541,128.00	\$541,128.00
<u>Shelton State Community College*</u>	-	51.76	\$2,264,896.00	\$2,264,896.00	\$2,264,896.00
<u>Snead State Community College</u>	-	5.00	\$732,224.00	\$732,224.00	\$732,224.00

S - Subgrant of state agency (not counted twice in totals)
Dash in jobs column indicates job reporting not required.

The financial information below is a reflection of the data submitted by State-funded agencies and institutions to the Alabama Department of Finance each month. Jobs data is collected quarterly.

Alabama ARRA Funding- State Government Agencies

State Fiscal Stabilization Fund (Governor's Office & Executive Budget Office) [Continued]

Grant Title	CFDA#	Quarterly Jobs Created / Retained	Amt Awarded	Amt Received	Amt Expended
<u>Southern Union Community College*</u>	-	16.00	\$1,746,360.00	\$1,746,360.00	\$1,746,360.00
<u>Trenholm State Technical College*</u>	-	9.00	\$1,253,550.00	\$1,253,550.00	\$1,253,550.00
<u>Wallace Community College (Dothan)*</u>	-	13.00	\$1,874,964.00	\$1,874,964.00	\$1,874,964.00
<u>Wallace State Community College (Hanceville)*</u>	-	0.17	\$1,946,732.00	\$1,946,732.00	\$1,946,732.00
<u>Wallace Community College (Selma)*</u>	-	0.00	\$1,046,030.00	\$1,046,030.00	\$1,046,030.00
<u>Troy State University*</u>	-	107.00	\$9,198,564.00	\$9,198,564.00	\$9,198,564.00
<u>University of Alabama*</u>	-	0.00	\$29,398,744.00	\$29,398,744.00	\$29,398,744.00
<u>University of Alabama at Birmingham*</u>	-	92.10	\$49,823,042.00	\$49,823,042.00	\$49,823,042.00
<u>University of Alabama in Huntsville*</u>	-	4.69	\$8,368,088.00	\$8,368,088.00	\$8,368,088.00
<u>University of Montevallo*</u>	-	2.00	\$3,230,320.00	\$3,230,320.00	\$3,230,320.00
<u>University of North Alabama*</u>	-	49.00	\$4,428,492.00	\$4,428,492.00	\$4,428,492.00
<u>University of South Alabama*</u>	-	104.55	\$21,537,638.00	\$21,537,638.00	\$21,537,638.00
<u>University of West Alabama*</u>	-	29.00	\$2,407,942.00	\$2,407,942.00	\$2,407,942.00
Grant Total	-	0.00	596,355,871.00	596,355,871.00	596,355,871.00
State Fiscal Stabilization Fund - Government Services	84.397				
<u>Corrections</u>	-	4,498.50	\$118,585,536.00	\$118,585,536.00	\$118,585,536.00
<u>Finance</u>	-	0.00	\$0.00	\$0.00	\$0.00
<u>Archives & History</u>	-		\$100,000.00	\$100,000.00	\$100,000.00
<u>Auditor's Office</u>	-		\$100,000.00	\$100,000.00	\$100,000.00
<u>Office of Attorney General</u>	-		\$3,900,000.00	\$3,900,000.00	\$3,900,000.00
<u>Dept. of Economic and Community Affairs (ADECA)</u>	-		\$2,000,000.00	\$2,000,000.00	\$2,000,000.00
<u>Finance</u>	-		\$1,510,903.00	\$1,510,903.00	\$1,510,903.00
<u>Office of Prosecution Services</u>	-		\$120,000.00	\$120,000.00	\$120,000.00
<u>Postsecondary Education (Alabama Community College System)**</u>	-	0.00	\$2,700,000.00	\$2,700,000.00	\$2,700,000.00
<u>Public Safety</u>	-	239.40	\$3,669,097.00	\$3,669,097.00	\$3,669,097.00
<u>Snead State Community College</u>	-	0.00	\$300,000.00	\$300,000.00	\$300,000.00
<u>Wallace State Community College (Hanceville)</u>	-	0.00	\$300,000.00	\$300,000.00	\$300,000.00
Grant Total	-	23.40	\$132,685,536.00	\$132,685,536.00	\$132,685,536.00
Total		23.40	729,041,407.00	729,041,407.00	729,041,407.00

*State Fiscal Stabilization Funding and Jobs Created/Retained at public universities is included in the Public University Grand Total and not the Agency Grand Total. State Fiscal Stabilization Funding and Jobs Created/Retained at Public Two-Year Colleges is included in the Public Two-Year College Grand Total.

**Postsecondary figures represent the total of all community colleges. Each community college's Amount Awarded, Amount Received and Amount Expended is also shown individually but these figures are not counted twice in totals.

***State Fiscal Stabilization Funds are received on a reimbursement basis. At the time of this report, the amounts expended during the previous month are pending approval by the Executive Budget Office. The amount expended is subject to change. It should not be assumed that all expenditures will be reimbursed

The financial information below is a reflection of the data submitted by State-funded agencies and institutions to the Alabama Department of Finance each month. Jobs data is collected quarterly.

Alabama ARRA Funding- State Government Agencies						
Transportation						
Grant Title	CFDA#	Quarterly Jobs Created / Retained	Amt Awarded	Amt Received	Amt Expended	
Alabama Black Belt Infrastructure and Development Project	20.205	75.98	\$52,500,000.00	\$2,900,041.03	\$2,900,041.03	
Ferry Boat Discretionary Grant	20.205	1.38	\$1,419,000.00	\$1,277,976.65	\$1,277,976.65	
Highway Investment	20.205					
<i>Transportation and/or Non-State Subrecipients</i>	-	177.19	\$513,153,256.00	\$455,274,859.95	\$459,542,251.89	
<i>Alabama Southern Community College Subgrant</i>	-	12.00	\$387,205.00	\$387,205.00	\$387,205.00	
<i>Auburn University Montgomery Subgrant</i>	-	0.00	\$12,972.00	\$11,120.00	\$11,120.00	
<i>University of Alabama Subgrant</i>	-	0.28	\$138,650.00	\$76,986.87	\$76,986.87	
<i>University of S. Alabama Subgrant</i>	-	0.00	\$48,526.00	\$48,526.00	\$48,526.00	
Grant Total**	-	189.47	\$513,692,083.00	\$455,750,171.82	\$460,017,563.76	
State Clean Diesel Grant Program	S 66.040	0.00	\$974,431.41	\$974,431.41	\$974,431.41	
Transit Capital Assistance and Capital Investment - Urban Areas	20.507	0.00	\$5,057,095.00	\$3,722,923.00	\$3,722,923.00	
Transit Capital Assistance and Capital Investment - Non-Urban Areas	20.509					
<i>Transportation and/or Non-State Subrecipients</i>	-	3.63	\$19,749,776.00	\$11,655,899.00	\$11,655,899.00	
<i>Auburn University Subgrant</i>	-	0.00	\$100,000.00	\$100,000.00	\$100,000.00	
Grant Total	-	3.63	\$19,849,776.00	\$11,755,899.00	\$11,755,899.00	
Total		194.48	\$593,492,385.41	\$476,381,442.91	\$480,648,834.85	
Veterans Affairs						
Grant Title	CFDA#	Quarterly Jobs Created / Retained	Amt Awarded	Amt Received	Amt Expended	
Grants to States for Construction of State Home Facilities	64.005	110.00	\$11,204,556.00	\$10,315,145.75	\$10,315,145.75	
Total		110.00	\$11,204,556.00	\$10,315,145.75	\$10,315,145.75	
Youth Services						
Grant Title	CFDA#	Quarterly Jobs Created / Retained	Amt Awarded	Amt Received	Amt Expended	
FMAP Increase	S 93.778	N/A	\$3,272,857.79	\$3,272,857.79	\$3,272,857.79	
Total		0.00	\$3,272,857.79	\$3,272,857.79	\$3,272,857.79	
		Quarterly Jobs Created / Retained	Amt Awarded	Amt Received	Amt Expended	
State Government Agency Grand Total		2,572.94	\$4,003,760,744.35	\$3,416,396,874.86	\$3,415,880,994.26	
Grants that are grey in color have been fully expended and are currently closed.						

S - Subgrant of state agency (not counted twice in totals)
Dash in jobs column indicates job reporting not required.

The financial information below is a reflection of the data submitted by State-funded agencies and institutions to the Alabama Department of Finance each month. Jobs data is collected quarterly.

Alabama ARRA Funding- Public Two-Year Colleges						
Alabama Southern Community College						
Grant Title	CFDA#	Quarterly Jobs Created / Retained	Amt Awarded	Amt Received	Amt Expended	
<u>Highway Investment - Pedestrian Connector Between ASCC and Monroe County High School</u>	S 20.205	12.00	\$387,205.00	\$387,205.00	\$387,205.00	
<u>State Fiscal Stabilization Fund - Education</u>	84.394	0.00	\$858,968.00	\$858,968.00	\$858,968.00	
<u>Workforce Investment Act - Modern Multi-Skill Manufacturing Training Program</u>	S 17.258, 17.259 & 17.260	1.00	\$366,810.38	\$291,280.79	\$291,280.79	
<u>Workforce Investment Act - Structural Welding Certification Training Program</u>	S 17.258, 17.260	1.00	\$399,000.00	\$399,000.00	\$399,000.00	
	Total	14.00	\$2,011,983.38	\$1,936,453.79	\$1,936,453.79	
Bevill State Community College						
Grant Title	CFDA#	Quarterly Jobs Created / Retained	Amt Awarded	Amt Received	Amt Expended	
<u>ARRA-Equipment to Enhance Training for Health Professionals</u>	93.411	0.00	\$267,680.00	\$267,680.00	\$267,680.00	
<u>Federal Work Study</u>	84.033	0.00	\$31,270.00	\$31,270.00	\$31,270.00	
<u>Scholarships for Disadvantaged Students - Health Professions</u>	93.407	0.00	\$155,826.00	\$155,826.00	\$155,826.00	
<u>State Energy Sector Partnership and Training Grant</u>	S 17.275	0.00	\$418,650.00	\$293,118.37	\$312,339.30	
<u>State Fiscal Stabilization Fund - Education</u>	84.394	17.27	\$2,107,886.00	\$2,107,886.00	\$2,107,886.00	
<u>Workforce Investment Act - Modern Multi-Skill Manufacturing Training Program</u>	S 17.258	0.00	\$259,607.00	\$185,734.96	\$185,734.96	
<u>Workforce Investment Act - Pre-Apprentice Construction Trades Training</u>	S 17.258	0.00	\$360,640.00	\$146,330.54	\$146,330.54	
	Total	17.27	\$3,601,559.00	\$3,187,845.87	\$3,207,066.80	
Bishop State Community College						
Grant Title	CFDA#	Quarterly Jobs Created / Retained	Amt Awarded	Amt Received	Amt Expended	
<u>Federal Work Study</u>	84.033	2.00	\$26,844.00	\$26,844.00	\$26,844.00	
<u>State Fiscal Stabilization Fund - Education</u>	84.394	13.70	\$1,891,380.00	\$1,891,380.00	\$1,891,380.00	
	Total	15.70	\$1,918,224.00	\$1,918,224.00	\$1,918,224.00	
Calhoun Community College						
Grant Title	CFDA#	Quarterly Jobs Created / Retained	Amt Awarded	Amt Received	Amt Expended	
<u>Federal Work Study</u>	84.033	3.00	\$52,393.00	\$52,393.00	\$52,393.00	
<u>Health Care Sector and Other High Growth and Emerging Industries</u>	17.275	1.41	\$3,470,830.00	\$819,685.50	\$835,741.19	
<u>Scholarships for Disadvantaged Students - Health Professions</u>	93.407	0.00	\$59,152.00	\$59,152.00	\$59,152.00	
<u>Scholarships for Disadvantaged Students</u>	93.407	-	\$68,400.00	\$68,400.00	\$68,400.00	
<u>State Fiscal Stabilization Fund - Education</u>	84.394	14.00	\$2,500,742.00	\$2,500,742.00	\$2,500,742.00	
<u>Workforce Investment Act - The Tech Skills Program</u>	S 17.260	0.00	\$145,914.00	\$123,208.97	\$123,208.97	
	Total	18.41	\$6,297,431.00	\$3,623,581.47	\$3,639,637.16	

S - Subgrant of state agency (not counted twice in totals)
Dash in jobs column indicates job reporting not required.

Report last updated 3/26/2012
Reporting Period: 2/18/09 - 2/29/12
Information to be updated late April

The financial information below is a reflection of the data submitted by State-funded agencies and institutions to the Alabama Department of Finance each month. Jobs data is collected quarterly.

Alabama ARRA Funding- Public Two-Year Colleges					
Central Alabama Community College					
Grant Title	CFDA#	Quarterly Jobs Created / Retained	Amt Awarded	Amt Received	Amt Expended
<u>State Fiscal Stabilization Fund - Education</u>	84.394	6.30	\$1,045,862.00	\$1,045,862.00	\$1,045,862.00
	Total	6.30	\$1,045,862.00	\$1,045,862.00	\$1,045,862.00
Chattahoochee Valley Community College					
Grant Title	CFDA#	Quarterly Jobs Created / Retained	Amt Awarded	Amt Received	Amt Expended
<u>State Fiscal Stabilization Fund - Education</u>	84.394	7.00	\$674,246.00	\$674,246.00	\$674,246.00
<u>Workforce Investment Act - Customer Service Academy</u>	S 17.258 & 17.260	1.00	\$50,881.00	\$29,928.11	\$29,928.11
	Total	8.00	\$725,127.00	\$704,174.11	\$704,174.11
Drake State Technical College					
Grant Title	CFDA#	Quarterly Jobs Created / Retained	Amt Awarded	Amt Received	Amt Expended
<u>State Energy Sector Partnership and Training Grant</u>	S 17.275	0.00	\$458,300.00	\$63,793.66	\$150,845.22
<u>State Fiscal Stabilization Fund - Education</u>	84.394	4.00	\$474,714.00	\$474,714.00	\$474,714.00
	Total	4.00	\$933,014.00	\$538,507.66	\$625,559.22
Enterprise State Community College					
Grant Title	CFDA#	Quarterly Jobs Created / Retained	Amt Awarded	Amt Received	Amt Expended
<u>State Fiscal Stabilization Fund - Education</u>	84.394	7.00	\$1,088,552.00	\$1,088,552.00	\$1,088,552.00
	Total	7.00	\$1,088,552.00	\$1,088,552.00	\$1,088,552.00
Faulkner State Community College					
Grant Title	CFDA#	Quarterly Jobs Created / Retained	Amt Awarded	Amt Received	Amt Expended
<u>State Fiscal Stabilization Fund - Education</u>	84.394	51.95	\$1,234,906.00	\$1,234,906.00	\$1,234,906.00
	Total	51.95	\$1,234,906.00	\$1,234,906.00	\$1,234,906.00
Gadsden State Community College					
Grant Title	CFDA#	Quarterly Jobs Created / Retained	Amt Awarded	Amt Received	Amt Expended
<u>ARRA-Scholarships for Disadvantaged Students</u>	93.407	0.00	\$29,754.00	\$29,754.00	\$29,754.00
<u>Federal Work Study</u>	84.033	1.00	\$26,196.00	\$26,196.00	\$26,196.00
<u>State Fiscal Stabilization Fund - Education</u>	84.394	27.52	\$2,907,912.00	\$2,907,912.00	\$2,907,912.00
	Total	28.52	2,963,862.00	2,963,862.00	2,963,862.00

S - Subgrant of state agency (not counted twice in totals)
Dash in jobs column indicates job reporting not required.

Report last updated 3/26/2012
Reporting Period: 2/18/09 - 2/29/12
Information to be updated late April

The financial information below is a reflection of the data submitted by State-funded agencies and institutions to the Alabama Department of Finance each month. Jobs data is collected quarterly.

Alabama ARRA Funding- Public Two-Year Colleges					
Ingram State Technical College					
Grant Title	CFDA#	Quarterly Jobs Created / Retained	Amt Awarded	Amt Received	Amt Expended
<u>State Fiscal Stabilization Fund - Education</u>	84.394	0.00	\$408,672.00	\$408,672.00	\$408,672.00
<u>Workforce Investment Act - LifeTech Program</u>	S 17.258 & 17.260	1.25	\$106,701.00	\$86,776.00	\$86,776.00
	Total	1.25	\$515,373.00	\$495,448.00	\$495,448.00
Jefferson Davis Community College					
Grant Title	CFDA#	Quarterly Jobs Created / Retained	Amt Awarded	Amt Received	Amt Expended
<u>Equipment to Enhance Training for Health Professionals</u>	93.411	N/A	\$300,000.00	\$299,973.75	\$299,973.75
<u>State Fiscal Stabilization Fund - Education</u>	84.394	5.00	\$636,464.00	\$636,464.00	\$636,464.00
	Total	5.00	\$936,464.00	\$936,437.75	\$936,437.75
Jefferson State Community College					
Grant Title	CFDA#	Quarterly Jobs Created / Retained	Amt Awarded	Amt Received	Amt Expended
<u>Federal Work Study</u>	84.033	5.00	\$75,986.00	\$75,986.00	\$75,986.00
<u>Scholarships for Disadvantaged Students - Health Professions</u>	93.407	0.00	\$40,148.00	\$39,039.00	\$39,039.00
<u>State Fiscal Stabilization Fund - Education</u>	84.394	15.00	\$2,507,628.00	\$2,507,628.00	\$2,507,628.00
<u>Workforce Investment Act - Icademy-Prep Career Development Proqram</u>	S 17.258 & 17.260	0.00	\$189,507.00	\$180,811.11	\$180,811.11
	Total	20.00	\$2,813,269.00	\$2,803,464.11	\$2,803,464.11
*Jefferson State Community College will have to return approximately \$73,950.00 from the \$73,950.00 funds received for the ARRA Scholarships for Disadvantaged Students. The School was unable to find students that qualified for the scholarships prior to the grant expenditure deadline.					

The financial information below is a reflection of the data submitted by State-funded agencies and institutions to the Alabama Department of Finance each month. Jobs data is collected quarterly.

Alabama ARRA Funding- Public Two-Year Colleges					
Lawson State Community College					
Grant Title	CFDA#	Quarterly Jobs Created / Retained	Amt Awarded	Amt Received	Amt Expended
<u>Federal Work Study</u>	84.033	2.00	\$43,611.00	\$43,611.00	\$43,611.00
<u>State Fiscal Stabilization Fund - Education</u>	84.394	6.85	\$1,849,694.00	\$1,849,694.00	\$1,849,694.00
	Total	8.85	\$1,893,305.00	\$1,893,305.00	\$1,893,305.00
Lurleen B. Wallace Community College					
Grant Title	CFDA#	Quarterly Jobs Created / Retained	Amt Awarded	Amt Received	Amt Expended
<u>Federal Work Study</u>	84.033	7.00	\$26,023.00	\$26,023.00	\$26,023.00
<u>State Fiscal Stabilization Fund - Education</u>	84.394	10.00	\$908,770.00	\$908,770.00	\$908,770.00
<u>Workforce Investment Act - Truck Driver Training Program</u>	S 17.260	30.00	\$111,226.00	\$109,148.51	\$109,148.51
	Total	47.00	\$1,046,019.00	\$1,043,941.51	\$1,043,941.51
Marion Military Institute					
Grant Title	CFDA#	Quarterly Jobs Created / Retained	Amt Awarded	Amt Received	Amt Expended
<u>State Fiscal Stabilization Fund - Education</u>	84.394	6.80	\$758,622.00	\$758,622.00	\$758,622.00
	Total	6.80	\$758,622.00	\$758,622.00	\$758,622.00
Northeast Alabama Community College					
Grant Title	CFDA#	Quarterly Jobs Created / Retained	Amt Awarded	Amt Received	Amt Expended
<u>State Fiscal Stabilization Fund - Education</u>	84.394	0.00	\$780,892.00	\$780,892.00	\$780,892.00
<u>Workforce Investment Act - Home Health/Hospice Aide</u>	S 17.258 & 17.260	5.00	\$67,344.00	\$29,119.47	\$30,589.83
<u>Workforce Investment Act - Plumber's Apprentice Career Track</u>	S 17.258 & 17.260	3.00	\$120,066.00	\$46,100.03	\$52,686.61
	Total	8.00	\$968,302.00	\$856,111.50	\$864,168.44
Northwest-Shoals Community College					
Grant Title	CFDA#	Quarterly Jobs Created / Retained	Amt Awarded	Amt Received	Amt Expended
<u>State Fiscal Stabilization Fund - Education</u>	84.394	5.40	\$1,429,214.00	\$1,429,214.00	\$1,429,214.00
	Total	5.40	\$1,429,214.00	\$1,429,214.00	\$1,429,214.00

S - Subgrant of state agency (not counted twice in totals)
Dash in jobs column indicates job reporting not required.

Report last updated 3/26/2012
Reporting Period: 2/18/09 - 2/29/12
Information to be updated late April

The financial information below is a reflection of the data submitted by State-funded agencies and institutions to the Alabama Department of Finance each month. Jobs data is collected quarterly.

Alabama ARRA Funding- Public Two-Year Colleges					
Reid State Technical College					
Grant Title	CFDA#	Quarterly Jobs Created / Retained	Amt Awarded	Amt Received	Amt Expended
<u>Scholarships for Disadvantaged Students - Health Professions</u>	93.407	0.00	\$23,746.00	\$23,746.00	\$23,746.00
<u>State Fiscal Stabilization Fund - Education</u>	84.394	4.00	\$541,128.00	\$541,128.00	\$541,128.00
	Total	4.00	\$564,874.00	\$564,874.00	\$564,874.00
Shelton State Technical College					
Grant Title	CFDA#	Quarterly Jobs Created / Retained	Amt Awarded	Amt Received	Amt Expended
<u>Federal Work Study</u>	84.033	4.00	\$27,502.00	\$27,502.00	\$27,502.00
<u>State Fiscal Stabilization Fund - Education</u>	84.394	51.76	\$2,264,896.00	\$2,264,896.00	\$2,264,896.00
	Total	55.76	\$2,292,398.00	\$2,292,398.00	\$2,292,398.00
Snead State Technical College					
Grant Title	CFDA#	Quarterly Jobs Created / Retained	Amt Awarded	Amt Received	Amt Expended
<u>State Fiscal Stabilization Fund - Education</u>	84.394	5.00	\$732,224.00	\$732,224.00	\$732,224.00
<u>State Fiscal Stabilization Government Services</u>	84.394	0.00	\$300,000.00	\$300,000.00	\$300,000.00
<u>Workforce Investment Act - Office Administration Career Track</u>	S 17.260	3.00	\$114,678.00	\$110,040.00	\$110,040.00
	Total	8.00	\$1,146,902.00	\$1,142,264.00	\$1,142,264.00
Southern Union State Community College					
Grant Title	CFDA#	Quarterly Jobs Created / Retained	Amt Awarded	Amt Received	Amt Expended
<u>State Fiscal Stabilization Fund - Education</u>	84.394	16.00	\$1,746,360.00	\$1,746,360.00	\$1,746,360.00
<u>Workforce Investment Act - Nursing Assistant Career Track</u>	S 17.258 & 17.260	2.00	\$150,337.60	\$102,576.89	\$104,376.89
<u>Workforce Investment Act - Truck Driver Training</u>	S 17.258 & 17.260	0.00	\$192,410.00	\$144,045.58	\$144,045.58
	Total	18.00	\$2,089,107.60	\$1,992,982.47	\$1,994,782.47
Trenholm State Technical College					
Grant Title	CFDA#	Quarterly Jobs Created / Retained	Amt Awarded	Amt Received	Amt Expended
<u>State Fiscal Stabilization Fund - Education</u>	84.394	9.00	\$1,253,550.00	\$1,253,550.00	\$1,253,550.00
<u>Workforce Investment Act - Home Energy Efficiency & Solar Systems Installation Training</u>	S 17.260	0.00	\$136,287.00	\$73,112.00	\$73,112.00
<u>Workforce Investment Act - Hybrid Electric & Alternative Fuel Vehicles Service Technician Training Project</u>	S 17.260	0.00	\$94,651.00	\$47,578.00	\$47,578.00
	Total	9.00	\$1,484,488.00	\$1,374,240.00	\$1,374,240.00

S - Subgrant of state agency (not counted twice in totals)
Dash in jobs column indicates job reporting not required.

The financial information below is a reflection of the data submitted by State-funded agencies and institutions to the Alabama Department of Finance each month. Jobs data is collected quarterly.

Alabama ARRA Funding- Public Two-Year Colleges						
Wallace Community College (Dothan)						
Grant Title	CFDA#	Quarterly Jobs Created / Retained	Amt Awarded	Amt Received	Amt Expended	
<u>Workforce Investment Act - Certified Nursing Assistant Program</u>	S 17.260	2.00	\$135,447.00	\$95,666.75	\$95,666.75	
<u>State Energy Sector and Partnership</u>	S 17.275	0.00	\$390,500.00	\$316,258.72	\$382,740.62	
<u>State Fiscal Stabilization Fund - Education</u>	84.394	13.00	\$1,874,964.00	\$1,874,964.00	\$1,874,964.00	
	Total	15.00	\$2,400,911.00	\$2,286,889.47	\$2,353,371.37	
Wallace State Community College (Hanceville)						
Grant Title	CFDA#	Quarterly Jobs Created / Retained	Amt Awarded	Amt Received	Amt Expended	
<u>Federal Work Study</u>	84.033	2.00	\$27,084.00	\$27,084.00	\$27,084.00	
<u>Scholarships for Disadvantaged Students - Health Professions</u>	93.407	0.00	\$51,058.00	\$51,055.76	\$51,055.76	
<u>State Energy Sector Partnership Grant</u>	S 17.275	3.00	\$749,731.00	\$451,245.03	\$271,842.03	
<u>State Fiscal Stabilization Fund - Education</u>	84.394	0.17	\$1,946,732.00	\$1,946,732.00	\$1,946,732.00	
<u>State Fiscal Stabilization Government Services</u>	84.394	0.00	\$300,000.00	\$300,000.00	\$300,000.00	
<u>Workforce Investment Act - Construction Training</u>	S 17.260	6.00	\$456,650.00	\$450,360.00	\$450,360.00	
<u>Workforce Investment Act - Welding Technology Training</u>	S 17.260	1.00	\$456,650.00	\$456,282.00	\$456,282.00	
	Total	12.17	\$3,987,905.00	\$3,682,758.79	\$3,503,355.79	
Wallace Community College (Selma)						
Grant Title	CFDA#	Quarterly Jobs Created / Retained	Amt Awarded	Amt Received	Amt Expended	
<u>State Fiscal Stabilization Fund - Education</u>	84.394	0.00	\$1,046,030.00	\$1,046,030.00	\$1,046,030.00	
	Total	0.00	\$1,046,030.00	\$1,046,030.00	\$1,046,030.00	
		Jobs Created / Retained	Amt Awarded	Amt Received	Amt Expended	
Public Two-Year College Grand Total		324.13	\$ 40,874,511.00	\$ 38,222,229.01	\$ 38,238,284.70	
*Sub-grants from state agencies are not included in the Public Two-Year College Grand Total to prevent double-counting these funds and jobs, however State Fiscal Stabilization Fund - Education sub-grants are included in this total and not the State Agency Grand Total as the Office of the Governor is a pass-through for this program.						
**Grants that are grey in color have been fully expended and are currently closed.						

The financial information below is a reflection of the data submitted by State-funded agencies and institutions to the Alabama Department of Finance each month. Jobs data is collected quarterly.

Alabama ARRA Funding- Public 4 year Colleges					
Alabama A&M University					
Grant Title	CFDA#	Quarterly Jobs Created / Retained	Amt Awarded	Amt Received	Amt Expended
<u>Federal Work Study</u>	84.033	36.00	\$69,624.00	\$69,624.00	\$69,624.00
<u>Molecular Modulation of Catalytic Sites of Escherichia coli F1Fo ATP Synthase</u>	93.701	2.00	\$139,755.00	\$0.00	\$59,807.10
<u>NSF: Robert Noyce Teacher Scholarship Program</u>	47.082	1.50	\$74,999.00	\$53,201.64	\$70,695.05
<u>State Fiscal Stabilization Fund</u>	84.394	99.00	\$6,720,234.00	\$6,720,234.00	\$6,720,234.00
	Total	138.50	\$7,004,612.00	\$6,843,059.64	\$6,920,360.15
Alabama State University					
Grant Title	CFDA#	Quarterly Jobs Created / Retained	Amt Awarded	Amt Received	Amt Expended
<u>Scholarships for Disadvantaged Students</u>	93.407	0.00	\$158,665.00	\$158,665.00	\$158,665.00
<u>Federal Work Study</u>	84.033	15.00	\$262,842.00	\$262,842.00	\$262,842.00
<u>State Fiscal Stabilization Fund</u>	84.394	148.31	\$6,519,749.00	\$6,519,749.00	\$6,519,749.00
	Total	163.31	\$6,941,256.00	\$6,941,256.00	\$6,941,256.00
Athens State University					
Grant Title	CFDA#	Quarterly Jobs Created / Retained	Amt Awarded	Amt Received	Amt Expended
<u>Federal Work Study</u>	84.033	2.00	\$25,035.00	\$25,035.00	\$25,035.00
<u>State Fiscal Stabilization Fund</u>	84.394	13.70	\$1,929,132.00	\$1,929,132.00	\$1,929,132.00
	Total	15.70	\$1,954,167.00	\$1,954,167.00	\$1,954,167.00
Auburn University					
Grant Title	CFDA#	Quarterly Jobs Created / Retained	Amt Awarded	Amt Received	Amt Expended
<u>DoE-TAS Recovery Act-MHD Equilibrium and Stability Studies of Current-Carrying Plasmas in the Compact Toroidal Hybrid</u>	41.049	0.00	\$250,000.00	\$102,383.58	\$126,437.02
<u>300C Electronics Packaging of Measure While Drilling Sensor Systems (GE GLOBAL)</u>	S 81.087	0.33	\$71,622.00	\$69,032.77	\$70,968.46
<u>DHHS: Health Information Technology Alabama Regional Extension Center</u>	S 93.718	0.00	\$38,500.00	\$3,096.87	\$3,096.87
<u>DOC prime to ADECA - Connecting Alabama: Boosting Broadband to Bridge the Digital Divide</u>	S 11.557	2.15	\$1,074,729.00	\$135,923.55	\$302,711.20
<u>DOE DeveBiomass Feasibility Study for Mississippi Development Authority</u>	S 81.041	0.00	\$10,458.00	\$8,460.00	\$8,460.00
<u>DoE Multi-Scale Investigation of Sheared Flows in Magnetized Plasmas</u>	81.049	0.00	\$140,000.00	\$138,481.68	\$138,481.68
<u>DoE Sandia National Laboratories Award PO 1113355 Multichip Module Reliability Study</u>	S 81.049	0.12	\$107,517.00	\$3,373.55	\$14,002.15
<u>Tallapoosa River Basin Numerical Nutrient Criteria for Wadeable Streams</u>	S 66.458	0.89	\$37,997.09	\$37,997.09	\$37,997.09
<u>Federal Work Study (Auburn)</u>	84.033	31.30	\$174,643.00	\$174,643.00	\$174,643.00
<u>Federal Work Study (AUM)</u>	84.033	7.68	\$48,553.00	\$48,553.00	\$48,553.00

S - Subgrant of state agency (not counted twice in totals)
Dash in jobs column indicates job reporting not required.

Report last updated 3/26/2012
Reporting Period: 2/18/09 - 2/29/12
Information to be updated late April

The financial information below is a reflection of the data submitted by State-funded agencies and institutions to the Alabama Department of Finance each month. Jobs data is collected quarterly.

Alabama ARRA Funding- Public 4 year Colleges						
Highway Investment: AUM Highway 271 Beautification Project	S	20.205	0.00	\$12,972.00	\$11,120.00	\$11,120.00
NASA: NNX10RA23C Low Temperature Packaging (Sienna)		N/A	0.93	\$80,000.00	\$79,998.88	\$80,000.00
Alabama Prison Arts and Education Program*		45.024	0.04	\$25,000.00	\$25,000.00	\$25,000.00
NIH: Anti-Giardia Cyst Wall Synthase Drugs: In Vivo Testing*		93.701	0.00	\$76,451.00	\$71,651.80	\$71,651.80
NIH: Biopsychosocial Factors in Economically Disadvantaged Preschool Children's Adjustment		93.701	1.04	\$986,258.00	\$919,903.28	\$930,375.36
NIH: Characterizing the Role of the 22 Up-Regulated Genes in Mosquito Resistance		93.701	0.00	\$401,500.00	\$401,500.00	\$401,500.00
NIH: Development Center to Study Mechanism & Effects of Chiropractic Manipulation (AU=PCC-RAJU-10)	S	93.213	0.00	\$11,016.00	\$11,015.82	\$11,015.82
NIH: Evaluation of Novel Antibiotics and a Novel Shuttle Vector*		93.701	0.50	\$410,905.00	\$390,204.66	\$401,253.59
NIH: Exploring Physical Activity Response to Motivational Climates in African American Children*		93.701	0.33	\$73,166.00	\$73,000.00	\$73,000.00
NIH: Microfluid Systems for Screening Stem Cell Microenvironments		93.701	0.30	\$355,800.00	\$303,261.31	\$341,889.57
NIH: Xenoestrogen regulation of Leydig cells		93.701	0.45	\$15,476.00	\$14,702.89	\$14,702.89
NIH: Z-Joint Changes in Low Back Pain Following Adjusting		93.701	0.00	\$62,355.00	\$62,219.39	\$62,219.39
NIST: Center for Advanced Science, Innovation and Commerce		11.618	4.21	\$14,427,075.00	\$1,039,956.12	\$1,107,626.07
NIST: Equipment and Training for Rural Alabama Public Computer Centers		11.557	4.91	\$4,636,354.00	\$3,185,805.93	\$3,539,390.61
NSF: Aerial and Terrestrial Testbed for Research in Aerospace, Computing and Mathematics		47.082	1.57	\$189,284.00	\$184,808.38	\$189,284.00
NSF: Collaborative Research: Development and Testing of Presage-Pedagogy-Process-Product Model*		47.082	0.25	\$283,988.00	\$258,465.45	\$256,867.35
NSF: Development of Electronic Systems for Noble Gas Analysis*		47.082	0.00	\$148,505.00	\$91,129.21	\$91,129.21
NSF: Dynamical Aspects in Nonautonomous and Random Differential Equations Applications*		47.082	0.18	\$203,183.00	\$168,395.69	\$168,395.69
NSF: ECCS PCAN EAGER Biologically Inspired Resource Harvesting in Mobile Wireless Networks*		47.082	0.33	\$100,000.00	\$99,993.30	\$99,993.30
NSF: High-Speed Super-Resolution Light Microscopy for 3D Imaging of Living Cells		47.082	0.30	\$287,553.00	\$87,245.36	\$100,529.49
NSF: Molecular Diagnostics and Biological Control of Disease in Farmed Channel Catfish*		47.082	0.00	\$32,996.00	\$29,319.86	\$29,319.86
NSF: Next Generation Biological Engineering Research Through Renovation of Laboratories at Auburn University*		47.082	0.79	\$4,623,008.00	\$53,581.55	\$62,363.64
NSF: Peer Stress in Preadolescence Psychological and Coping Responses*		47.082	0.17	\$376,104.00	\$274,280.07	\$275,126.33
NSF: Rheology of Lyotropic Nematogenic Nanorod Dispersions*		47.082	0.17	\$71,000.00	\$71,000.00	\$71,000.00
NSF: SBIR Phase I Durable Super-Hydrophobic Nano-Composites*		47.082	0.00	\$33,291.00	\$33,291.00	\$33,291.00
NSF: Studies in Poromechanics and Electro-Poromechanics		47.082	0.00	\$175,777.00	\$114,748.54	\$114,748.54
NSF: Team Math-Teacher Leader Academy for Elementary Mathematics Specialists*		47.082	7.97	\$1,499,981.00	\$626,908.29	\$652,040.42
NSF: Topical Solutions*		47.082	0.00	\$116,653.00	\$108,424.30	\$108,424.30

S - Subgrant of state agency (not counted twice in totals)
Dash in jobs column indicates job reporting not required.

Report last updated 3/26/2012
Reporting Period: 2/18/09 - 2/29/12
Information to be updated late April

The financial information below is a reflection of the data submitted by State-funded agencies and institutions to the Alabama Department of Finance each month. Jobs data is collected quarterly.

Alabama ARRA Funding- Public 4 year Colleges						
<u>Rural Business Enterprise Loans: Technical Assistance for Development of Sustainable Alternative Substrates for Nursery Crop Growers</u>		10.783	0.00	\$100,000.00	\$100,000.00	\$100,000.00
<u>State Fiscal Stabilization Fund - Agricultural Experiment Station*</u>		84.394	38.64	\$6,502,090.00	\$6,502,090.00	\$6,502,090.00
<u>State Fiscal Stabilization Fund - Auburn University*</u>		84.394	251.69	\$33,805,506.00	\$33,805,506.00	\$33,805,506.00
<u>State Fiscal Stabilization Fund - Auburn University Montgomery*</u>		84.394	30.10	\$4,209,168.00	\$4,209,168.00	\$4,209,168.00
<u>State Fiscal Stabilization Fund - Cooperative Extension System*</u>		84.394	64.73	\$7,250,052.00	\$7,250,052.00	\$7,250,052.00
<u>US DOT Rural Transit Assistance Program ALDOT K-11-0307</u>	S contract		0.00	\$100,000.00	\$31,346.00	\$31,346.00
<u>US DOT 2011 RTAP Rural Transit Assitance Program</u>	S 20.509		0.40	\$100,000.00	\$100,000.00	\$100,000.00
<u>US DOT Rural Transit Capital Assistance and Capital Investment - Non-Urban Areas</u>	S 20.509		0.00	\$100,000.00	\$100,000.00	\$100,000.00
<u>USDA: National TAAF Training Coordination Center</u>	S 10.315		0.86	\$144,406.00	\$74,864.24	\$81,319.31
<u>USFS North Carolina-Forest Service Recovery Act Investments: A Socioeconomic Assessment</u>		10.687	0.04	\$50,000.00	\$49,245.84	\$49,245.84
<u>USFWS Imperiled Fish Survey of Selected Sites in the Alabama River and Associated Tributaries</u>		15.656	0.00	\$79,133.00	\$72,380.23	\$72,380.23
<u>USFWS Conduct Inventories for Federally Listed Plant Taxa</u>		15.656	0.26	\$20,000.00	\$20,000.00	\$20,000.00
<u>USFWS Red Hills Salamander Burrow Occupancy at US Army Corps of Engineers Haines Island Park</u>		15.656	1.72	\$80,640.00	\$80,640.00	\$80,326.77
		Total	455.35	\$84,210,665.09	\$61,908,168.48	\$62,650,042.85
<p>*Auburn will have to return approximately \$754.16 from the \$50,000.00 funds received for the North Carolina Forest Service Program. The project was completed under budget. Auburn will return \$6,752.77 of the \$79,133.00 from the Imperialed Fish Survey of Selected Sites in the Alabama River grant. The project was also completed under budget requiring the balance of unspent funds to be returned. Auburn will return \$313.23 of the \$80,640.00 for the Red Hills Salamander Burrow Occupancy at Haines Island Park Program. The project was completed under budget requiring the balance of unspent funds to be returned.</p>						

The financial information below is a reflection of the data submitted by State-funded agencies and institutions to the Alabama Department of Finance each month. Jobs data is collected quarterly.

Alabama ARRA Funding- Public 4 year Colleges					
Jacksonville State University					
Grant Title	CFDA#	Quarterly Jobs Created / Retained	Amt Awarded	Amt Received	Amt Expended
Federal Work Study	84.033	0.00	\$78,589.00	\$78,589.00	\$78,589.00
MRI-R2: Acquisition for the Critical Infrastructure Security and Assessment Laboratory	47.082	0.00	\$415,600.00	\$387,945.00	\$388,580.00
MRI-RD: Acquisition of Simultaneous Thermal Analyzer for Undergraduate Research	47.082	0.00	\$38,002.00	\$38,002.00	\$38,002.00
State Fiscal Stabilization Fund*	84.394	0.00	\$6,687,320.00	\$6,687,320.00	\$6,687,320.00
	Total	0.00	\$7,219,511.00	\$7,191,856.00	\$7,192,491.00
Troy University					
Grant Title	CFDA#	Quarterly Jobs Created / Retained	Amt Awarded	Amt Received	Amt Expended
Elearning for Educators & Education Technology	S 84.386A	0.00	\$40,000.00	\$40,000.00	\$40,000.00
Federal Work Study	84.033	20.00	\$278,005.00	\$278,005.00	\$278,005.00
State Fiscal Stabilization Fund*	84.394	107.00	\$9,198,564.00	\$9,198,564.00	\$9,198,564.00
Victims of Crime Act (VOCA) Victim Assistance Formula Grant: Sexual Assault and Violence Education Project	S 16.801	N/A	\$6,524.00	\$6,524.00	\$6,524.00
	Total	127.00	\$9,523,093.00	\$9,523,093.00	\$9,523,093.00
University of Alabama					
Grant Title	CFDA#	Quarterly Jobs Created / Retained	Amt Awarded	Amt Received	Amt Expended
Actualistic and Geochemical Modeling of Reservoir Rock, CO2 & Formation Fluid Interaction	S 81.133	0.73	\$136,999.00	\$80,045.49	\$80,045.49
Alabama Cyber Connections in Nanotechnology, Bioscience and Sensors	S 47.082	0.16	\$46,580.00	\$43,247.88	\$43,247.88
CRS Early Intervention Direct Service Project	S 84.181A	0.05	\$20,511.29	\$15,396.18	\$15,396.18
Cultural Resource Reconnaissance Survey of 10.93 Miles of Pipeline ROW	S 81.134	0.34	\$19,375.00	\$13,515.52	\$13,515.52
Energy Efficiency and Renewable Energy: Industrial Assessment Center	81.117	1.39	\$120,000.00	\$119,412.87	\$119,412.87
Equipment to Enhance Training for Health Professionals	93.411	0.00	\$275,800.00	\$275,625.00	\$275,625.00
Federal Work Study	84.033	0.00	\$257,214.00	\$257,214.00	\$257,214.00
Geologic Sequestration Training and Research Grant Program	81.133	0.00	\$47,619.95	\$47,619.95	\$47,619.95
Geologic Sequestration Site Characterization: Promising Geologic Formations for CO2 Storage	81.132	5.97	\$4,849,924.00	\$2,643,137.22	\$2,643,137.22
Highway Investment	S 20.205	0.28	\$138,650.00	\$76,986.87	\$76,986.87
Industrial Technologies Program: Fuel/Feedstock Flexibility and Combined Heat and Power	81.087	0.74	\$501,823.00	\$312,273.67	\$312,273.67
NIH: Cognitive Predictors of Language Impairment in Down Syndrome	93.701	1.06	\$219,390.00	\$204,366.57	\$204,366.57
NIH: Exploratory/Developmental Research Grant Program (Parent R21)	93.701	0.76	\$389,314.00	\$314,766.64	\$314,766.64
NSF 09-0561: Major Research Instrumentation	47.082	0.00	\$501,680.00	\$501,680.00	\$501,680.00
NSF: Analytical and Surface Chemistry: Mass Spectrometry and Computational Method Deprotonated Peptides and Amino Acid Amides	47.082	1.00	\$470,000.00	\$348,726.59	\$348,726.59
NSF: Analytical and Surface Chemistry: Optimally Designed Unimolecular Rectifiers	47.082	1.49	\$730,000.00	\$464,894.31	\$464,894.31
NSF: Animal Development Mechanisms	47.082	0.50	\$300,000.00	\$243,196.96	\$243,196.96

S - Subgrant of state agency (not counted twice in totals)
Dash in jobs column indicates job reporting not required.

Report last updated 3/26/2012
Reporting Period: 2/18/09 - 2/29/12
Information to be updated late April

The financial information below is a reflection of the data submitted by State-funded agencies and institutions to the Alabama Department of Finance each month. Jobs data is collected quarterly.

Alabama ARRA Funding- Public 4 year Colleges					
NSF: Changing Seasonality in the Arctic System (CSAS)	47.082	0.96	\$307,269.00	\$210,872.38	\$210,872.38
NSF: GENI Requirements for Traffic Capabilities and Security Requirements Analysis	47.082	0.00	\$59,696.00	\$57,241.39	\$57,241.39
NSF: Integrated Analysis of TorsinA	47.082	0.50	\$753,563.00	\$296,580.26	\$296,580.26
NSF: Molecular Interactions of the Mitochondrial Iron-Chaperone Fraxtaxin	47.082	1.28	\$697,501.00	\$336,230.20	\$336,230.20
NSF: Particle Astrophysics and Research Experience for Undergraduates	47.082	1.50	\$516,000.00	\$404,160.23	\$404,160.23
NSF: Petrology and Geochemistry	47.082	0.52	\$163,440.00	\$144,647.08	\$144,647.08
NSF: Photovoltaics in Nanoscale Ferroelectric Films	47.082	0.16	\$152,271.00	\$149,478.47	\$149,478.47
NSF: SES Political Science	47.082	2.43	\$205,291.00	\$205,291.00	\$205,291.00
NSF: Software for Language Engineering	47.082	0.00	\$306,111.00	\$289,958.19	\$289,958.19
Research in Neutrino Physics	81.049	0.00	\$87,200.00	\$70,889.37	\$70,889.37
Scholarships for Disadvantaged Youth	93.407	0.00	\$96,863.00	\$96,863.00	\$96,863.00
Scholarships for Disadvantaged Youth	93.407	0.00	\$73,941.00	\$73,941.00	\$73,941.00
Site Characterization for CO2 Storage-Industrial Carbon Capture and Storage Applications	81.132	5.32	\$5,000,000.00	\$5,000,000.00	\$5,000,000.00
State Energy and Partnership and Training Grant S	17.275	0.00	\$118,600.00	\$115,663.59	\$115,663.59
State Energy Program Special Projects: Industrial Energy Efficiency S	81.119	0.00	\$187,187.00	\$185,441.56	\$185,441.56
State Fiscal Stabilization Fund*	84.394	0.00	\$29,398,744.00	\$29,398,744.00	\$29,398,744.00
Volcano Hazards Program Research and Monitoring	15.818	0.00	\$125,000.00	\$123,876.47	\$123,876.47
Total	26.41		\$47,136,558.24	\$43,041,938.42	\$43,041,938.42

The financial information below is a reflection of the data submitted by State-funded agencies and institutions to the Alabama Department of Finance each month. Jobs data is collected quarterly.

Alabama ARRA Funding- Public 4 year Colleges					
University of Alabama at Birmingham					
Grant Title	CFDA#	Quarterly Jobs Created / Retained	Amt Awarded	Amt Received	Amt Expended
4/5:FAMILY-BASED GENOME-WIDE METHYLATION SCAN IN NEUROCOGNITION AND SCHIZOPHRENIA	93.701	0.05	\$76,155.00	\$68,732.45	\$68,732.45
5500 Q-TRAP MASS SPECTROMETER	93.701	0.00	\$469,212.00	\$469,201.00	\$469,201.00
A NATIONAL CONSORTIUM TO EXPLORE THE GENOTYPIC BASIS FOR ESRD IN LUPUS	93.701	1.50	\$3,876,240.00	\$2,945,679.86	\$3,109,539.09
A PHASE 1B STUDY OF CEDIRANIB IN COMBINATION WITH CILENGITIDE IN PATIENTS WITH RECURRENT GLIOBLASTOMA MULTIFORME	S 93.701	0.00	\$3,000.00	\$12,000.00	\$3,000.00
A PILOT STUDY TO DETERMINE THE SAFETY OF ARGATROBAN INJECTION IN COMBINATION WITH RT-PA IN PATIENTS WITH ACUTE ISCHEMIC STROKE	S 93.701	0.00	\$54,691.00	\$54,691.00	\$54,691.00
A PILOT STUDY TO DETERMINE THE SAFETY OF ARGATROBAN INJECTION IN COMBINATION WITH RT-PA IN PATIENTS WITH ACUTE ISCHEMIC STROKE	S 93.701	0.00	\$24,533.00	\$23,500.64	\$23,500.64
A Pilot Study to Determine the Safety of Argatroban Injection in Combination with rt-PA in Patients with Acute Ischemic Stroke	S 93.701	0.00	\$71,481.00	\$0.00	\$0.00
ACTIONS OF BDNF ON CA2+ SIGNALS IN HIPPOCAMPAL NEURONS	93.701	0.00	\$14,644.00	\$13,925.75	\$13,925.75
ADENOVIRUS FLT3 LIGAND INDUCES NALT DCS FOR SALIVARY GLAND S-IGA AB RESPONSES	93.701	0.00	\$16,936.00	\$8,800.00	\$8,800.00
SUMMER SUPPLEMENT					
ADHERENCE TO HIV CARE: ADVANCING THE SCIENCE	93.701	0.00	\$107,239.00	\$107,239.00	\$107,239.00
ADOLESCENT BARIATRICS: ASSESSING HEALTH BENEFITS AND RISKS	S 93.701	0.00	\$3,718.00	\$0.00	\$0.00
ADVL0813 A PHASE 1 STUDY OF IMC-A12 (ANTI-INSULIN-LIKE GROWTH FACTOR-1 RECEPTOR MONOCLINAL ANTIBODY) IN COMBINATIONS WITH CCI-779 (TEMSIROLIMUS) IN PEDIATRIC PATIENTS WITH RECURRENT OR REFRACTORY SOLID TUMORS	93.701	0.07	\$25,371.00	\$23,020.44	\$23,583.40
Alabama Neuroscience Blueprint Core Center	93.701	0.93	\$1,044,000.00	\$1,043,765.16	\$778,104.53
ALABAMA RADIO READING SERVICE	S 84.399	0.00	\$40,000.00	\$38,650.00	\$40,000.00
ALABAMA REGIONAL EXTENSION CENTER	93.701	0.00	\$42,400.00		\$39,407.93
ALABAMA-CLINICAL TRIALS UNIT	93.701	1.81	\$518,212.00	\$275,948.91	\$324,171.57
ALZHEIMERS DISEASE NEUROIMAGING PROTOCOL GRAND OPPORTUNITY (ADNI-GO)	S 93.701	0.40	\$148,375.00	\$19,156.96	\$27,263.69
AMINO ACID TRANSPORT AND THE BIOLOGY OF HUMAN GLIOMAS	93.701	-0.74	\$732,292.00	\$732,291.99	\$732,291.99
ANALYSIS OF A MURINE MODEL OF THE AML-1 ETO TRANSLOCATION	93.701	0.00	\$8,030.00	\$8,029.99	\$8,029.99
ANTIPSYCHOTIC DRUG-INDUCED WEIGHT GAIN	93.701	0.00	\$74,815.72	\$74,815.72	\$74,815.72
ARRA - TRAINING IN PRIMARY CARE MEDICINE AND DENTISTRY: PHYSICIAN ASSISTANT TRAINING IN PRIMARY CARE	S 93.403	2.45	\$1,080,321.00	\$281,483.48	\$304,409.30
ARRA COMPONENT I TOBACCO PREVENTION AND CONTROL BRANCH (TPCD)	S 93.723	0.00	\$9,040.00	\$8,938.14	\$8,938.14
ARRA COMPONENT III TOBACCO PREVENTION AND CONTROL BRANCH (TPCD)	S 93.723	0.00	\$2,500.00	\$2,500.00	\$2,500.00
ARRA-NURSE FACULTY LOAN PROGRAM	93.408	0.00	\$94,259.00	\$94,259.00	\$0.00
ARRA-NURSE FACULTY LOAN PROGRAM	S 93.408	0.00	\$133,734.00	\$133,734.00	\$0.00
ARRA-PUBLIC HEALTH TRAINEESHIP PROGRAM	93.405	0.00	\$116,041.00	\$114,041.00	\$114,041.00
ARRA-SPRINT- SENIOR SYSTOLIC BLOOD PRESSURE INTERVENTION TRIAL (SPRINT) CLINICAL CENTER NETWORKS	93.CON	0.00	\$2,708,560.00	\$942,523.83	\$1,405,042.95
Assembly of the Negative Stranded RNA Virus Core	93.701	0.00	\$18,158.00	\$17,850.33	\$17,850.33
ATN COORDINATING CENTER	93.701	0.00	\$6,833,921.00	\$3,933,724.27	\$3,933,724.27

S - Subgrant of state agency (not counted twice in totals)
Dash in jobs column indicates job reporting not required.

Report last updated 3/26/2012
Reporting Period: 2/18/09 - 2/29/12
Information to be updated late April

The financial information below is a reflection of the data submitted by State-funded agencies and institutions to the Alabama Department of Finance each month. Jobs data is collected quarterly.

Alabama ARRA Funding- Public 4 year Colleges						
BIOMAKER PROFILES FOR EARLY DIAGNOSIS OF SEPSIS IN NEONATES	S	93.701	0.00	\$42,908.00	\$13,998.49	\$13,998.49
BIRMINGHAM SCIENCE EDUCATION PARTNERSHIP: MIDDLE SCHOOL INQUIRY-BASED LEARNING		93.701	0.00	\$149,894.00	\$149,826.89	\$149,826.89
BRAIN RESEARCH TO AMELIORATE IMPAIRED NEURODEVELOPMENT - HOME-BASED INTERVENTION		93.701	0.00	\$222,039.00	\$150,877.76	\$150,877.76
CANCER, HEART AND KIDNEY DISEASE- UNDERSTANDING THE IMPACT ON HIV (CHK-UP ON HIV)	S	93.701	0.32	\$164,631.00	\$161,670.61	\$164,631.00
CAPSID-LABELED ADENOVIRUS FOR VIROTHERAPY MONITORING		93.701	0.00	\$136,311.00	\$120,200.09	\$120,200.09
CD19 TYROSINE-MEDIATED SIGNAL TRANSDUCTION IN VIVO		93.701	0.00	\$99,870.00	\$99,862.37	\$99,862.37
CELLULAR ADHESION MOLECULE: GENES, PHENOTYPES, AND CORONARY ATHEROSCLEROSIS	S	93.701	0.00	\$89,940.00	\$60,002.31	\$64,669.33
CENTER FOR GLIAL BIOLOGY IN MEDICINE RESEARCH RECRUITMENT CORE CENTER Center		93.701	0.75	\$1,686,244.00	\$1,086,776.68	\$1,103,182.56
CENTER FOR OPTICAL SENSORS AND SPECTROSCOPES CYBERINFRASTRUCTURE	S	47.082	0.00	\$46,580.00	\$30,999.74	\$35,679.38
CHILDHOOD ARTHRITIS AND RESEARCH ALLIANCE NETWORK (CARRANET): ACCELERATING TOWARD AN EVIDENCE BASED CULTURE IN PEDIATRIC RHEUMATOLOGY		93.701	0.25	\$20,910.00	\$17,306.00	\$20,910.00
CHIMERIC ALPHAVIRUS VACCINES FOR CHIKUNGUNYA	S	93.701	0.00	\$183,547.00	\$173,394.39	\$173,394.39
CHIMERIC ALPHAVIRUS VACCINES FOR CHIKUNGUNYA	S	93.701	0.05	\$193,803.00	\$190,073.33	\$191,286.01
CHRONIC KIDNEY DISEASE IN CHILDREN (CKID)	S	93.701	-0.07	\$86,988.00	\$34,972.92	\$41,219.73
CILIAL DYSFUNCTION AND PATHOGENESIS OF OBESITY		93.701	0.00	\$62,500.00	\$62,499.99	\$62,499.99
CLINICAL CENTER FOR LOOKAHEAD: ACTION FOR HEALTH IN DIABETES		93.701	0.00	\$100,402.00	\$100,348.89	\$100,348.89
COLLABORATIVE OBSERVATIONAL STUDY OF MYOPIA IN COMET CHILDREN 2: CLINICAL CENTER		93.701	-0.01	\$110,050.00	\$108,466.01	\$108,466.01
COLLABORATIVE RESEARCH CLIMATE CHANGE AND PREDATORY INVASION OF THE ANTARCTIC MARINE ENVIRONMENT		47.082	0.00	\$148,860.00	\$109,581.58	\$109,581.58
COLLABORATIVE RESEARCH THE CHEMICAL ECOLOGY OF SHALLOW-WATER MARINE MACROALGAE AND INVERTEBRATES ON THE ANTARCTIC PENINSULA		47.082	1.40	\$703,313.00	\$469,555.60	\$473,263.51
COMBINED BEHAVIORAL AND DRUG TREATMENT OF OVERACTIVE BLADDER IN MEN		93.701	1.00	\$1,064,142.00	\$844,643.11	\$857,594.19
COMMUNITIES PUTTING PREVENTION TO WORK (CPPW) MODIFIED BEHAVIORAL RISK FACTOR SURVEILLANCE SYSTEM (BRFSS) SURVEYS		93.283	0.00	\$90,000.00	\$90,000.00	\$90,000.00
COMPONENT I ADPH Tobacco Prevention and Control Branch Contract	S	93.723	0.00	\$2,260.00	\$1,983.71	\$2,260.00
COMPONENT III ADPH Tobacco Prevention and Control Branch Contract	S	93.723	0.00	\$2,500.00	\$2,375.30	\$2,500.00
COMPREHENSIVE CANCER CENTER CORE SUPPORT GRANT		93.701	0.12	\$50,000.00	\$36,796.99	\$38,200.06
COMPREHENSIVE CANCER CENTER CORE SUPPORT GRANT		93.701	1.53	\$364,163.00	\$362,366.31	\$364,163.00
COMPREHENSIVE CANCER CENTER CORE SUPPORT GRANT		93.701	5.10	\$1,368,146.00	\$1,170,554.46	\$1,207,633.81
COMPREHENSIVE CANCER CENTER CORE SUPPORT GRANT		93.701	0.00	\$930,000.00	\$187,288.24	\$250,964.13

S - Subgrant of state agency (not counted twice in totals)
Dash in jobs column indicates job reporting not required.

Report last updated 3/26/2012
Reporting Period: 2/18/09 - 2/29/12
Information to be updated late April

The financial information below is a reflection of the data submitted by State-funded agencies and institutions to the Alabama Department of Finance each month. Jobs data is collected quarterly.

Alabama ARRA Funding- Public 4 year Colleges						
COMPREHENSIVE MINORITY AND HEALTH DISPARITIES RESEARCH CENTER		93.701	1.99	\$1,400,000.00	\$344,009.48	\$367,962.76
CONTROL OF CHROMATIN LANDSCAPES IN EFFECTOR T CELL LINEAGE SPECIFICATIONS		93.701	0.00	\$741,172.00	\$741,172.00	\$741,172.00
CRS EARLY INTERVENTION DIRECT SERVICE PROJECT FY 2009	S	84.393	0.00	\$2,545.50	\$2,545.50	\$2,545.50
CRS EARLY INTERVENTION DIRECT SERVICE PROJECT FY 2010	S	84.393	0.00	\$3,200.28	\$1,882.92	\$1,876.20
CYCORE: CYBERINFRASTRUCTURE FOR COMPARATIVE EFFECTIVENESS RESEARCH	S	93.701	0.00	\$28,538.00	\$28,518.62	\$28,518.62
CYCORE: CYBERINFRASTRUCTURE FOR COMPARATIVE EFFECTIVENESS RESEARCH		93.701	0.12	\$54,602.00	\$52,564.66	\$54,602.00
DATA COORDINATING CENTER FOR BENIGN PROSTATE SYMPTOMS		93.701	-0.26	\$99,592.00	\$99,592.00	\$99,592.00
DATA COORDINATION CENTER FOR THE RMN	S	93.701	0.00	\$127,193.04	\$0.00	\$28,623.17
DECTIN 1 AND INVASIVE PULMONARY ASPERGILLOSIS		93.701	0.46	\$732,083.00	\$687,369.92	\$704,104.89
DECTIN-1 AND IMMUNITY AGAINST PNEUMOCYSTIS CARINII		93.701	0.00	\$73,250.00	\$71,424.62	\$71,424.62
DEMONSTRATION OF A COLLABORATIVE MULTI SITE PALLIATIVE CARE RESEARCH NETWORK	S	93.701	0.35	\$305,825.00	\$33,845.32	\$40,662.42
DEVELOPING AND IMPROVING INSTITUTIONAL ANIMAL RESOURCES		93.701	0.00	\$499,105.00	\$499,000.00	\$0.00
DEVELOPMENT OF A REGIONAL HEALTH IMAGE EXCHANGE SERVICE		93.701	0.42	\$2,143,097.00	\$1,306,215.53	\$1,312,843.67
DEVELOPMENT OF DOUBLE-TARGETED VECTORS FOR LONG-TERM VASCULAR EXPRESSION IN VIVO		93.701	0.00	\$866,489.00	\$858,382.37	\$858,382.37
DIETARY INTAKES AND PATTERNS, BIOMARKERS, AND MATERNAL AND INFANT OUTCOMES IN HIV	S	93.701	0.00	\$12,500.00	\$1,820.91	\$1,820.91
DISEASE: CELLULAR AND MOLECULAR MECHANISMS	S	93.701	0.00	\$38,907.00	\$38,907.00	\$38,907.00
DISTANCE-BASED EDUCATION FOR INTERNATIONAL STUDY COORDINATORS		93.701	1.02	\$998,903.00	\$953,649.06	\$963,061.10
EFFECT OF MACROLIDE TREATMENT ON A NOVEL PATHWAY OF NEUTROPHILIC INFLAMMATION IN COPD		93.701	0.00	\$42,413.00	\$42,413.00	\$42,413.00
EFFECT OF PARAMEDIC AIRWAY EXPERIENCE ON PATIENT OUTCOMES		93.701	0.00	\$8,468.00	\$4,017.56	\$4,017.56
EMERGING MACROLIDE RESISTANCE IN MYCOPLASMA PNEUMONIAE		93.701	0.25	\$400,855.00	\$373,926.15	\$375,938.01
ENHANCING FACULTY RECRUITMENT IN NANOSCALE SCIENCES FOR BIOMEDICAL RESEARCH		93.701	1.71	\$719,168.85	\$470,245.70	\$497,609.84
ENHANCING MINORITY PARTICIPATION IN CLINICAL TRIALS (EMPACT)	S	93.701	4.05	\$1,604,768.00	\$409,832.42	\$710,696.79
ENHANCING MINORITY PARTICIPATION IN CLINICAL TRIALS (EMPACT)	S	93.701	0.00	\$0.00	\$0.00	\$0.00
ENHANCING MINORITY PARTICIPATION IN CLINICAL TRIALS (EMPACT)	S	93.701	0.00	\$144,083.36	\$144,083.36	\$144,083.36
EPIDEMIOLOGY OF DENTAL CARIES AND IMMUNITY IN CHILDREN SUMMER SUPPLEMENTAL FUNDS		93.701	0.00	\$16,936.00	\$12,029.88	\$12,029.88
EPIGENETIC ALTERATIONS IN IPP FIBROBLASTIC FOCI		93.701	-0.20	\$146,438.00	\$145,721.69	\$146,438.00
ERBB SIGNALING IN VERTEBRATE MORPHOGENESIS		93.701	0.06	\$616,291.00	\$605,405.72	\$616,291.00
ERYTHROID KRUPPLE-LIKE FACTOR COMPLEXES DEFINED IN TAP-TAGGED KNOCKIN MICE		93.701	0.00	\$100,000.00	\$99,864.04	\$99,864.04
ETHNIC DIFFERENCES IN RESPONSES TO PAINFUL STIMULI	S	93.701	0.35	\$308,264.00	\$258,069.15	\$280,219.73
ETHNIC DIFFERENCES IN THE RISK OF FRACTURE AND VASCULAR DISEASE		93.701	0.16	\$108,000.00	\$107,953.24	\$107,953.24
ETIOLOGY OF GEOGRAPHIC AND RACIAL DIFFERENCES IN STROKE		93.701	-0.10	\$366,250.00	\$366,249.99	\$366,249.99

S - Subgrant of state agency (not counted twice in totals)
Dash in jobs column indicates job reporting not required.

Report last updated 3/26/2012
Reporting Period: 2/18/09 - 2/29/12
Information to be updated late April

The financial information below is a reflection of the data submitted by State-funded agencies and institutions to the Alabama Department of Finance each month. Jobs data is collected quarterly.

Alabama ARRA Funding- Public 4 year Colleges						
EXPLORING THE EFFECTS OF REHABILITATION ON BRAIN REMODELING IN PROGRESSIVE MS		93.701	0.24	\$401,855.00	\$375,429.51	\$380,153.18
EXPRESSION AND FUNCTION OF SOCS PROTEINS IN GLIAL CELLS		93.701	0.00	\$81,713.00	\$45,577.16	\$45,577.16
FAMILIAL INTRACRANIAL ANEURYSM STUDY II (FIA II)	S	93.701	0.00	\$30,061.62	\$30,061.62	\$28,060.00
FAMILIAL INTRACRANIAL ANEURYSM STUDY II (FIA II)	S	93.701	0.00	\$28,239.00	\$512.75	\$0.00
FATIGABILITY, GENDER, AND OPTIMAL STIMULATION PARAMETERS AFTER SPINAL CORD INJURY		93.701	0.11	\$146,447.00	\$126,229.61	\$129,197.13
FEASIBILITY OF GAMMA/DELTA T CELL IMMUNOTHERAPY FOR GLIOBLASTOMA		93.701	0.00	\$71,200.00	\$71,160.32	\$71,160.32
Federal Work-Study		84.033	0.00	\$220,130.00	\$220,130.00	\$220,130.00
Fluorescently Labeled Anti-EGFR to Guide Removal of Lymph Node Metastasis		93.701	0.37	\$402,719.00	\$383,838.23	\$391,183.27
FOCAL ADHESION KINASE AND FAK-RELATED NON-KINASE IN IDIOPATHIC PULMONARY FIBROSIS		93.701	0.75	\$146,438.00	\$132,915.70	\$135,829.89
GENERATION OF COMPLEMENT C9 CONDITIONAL KNOCKOUT MICE AND ANTI-C9 MABS		93.701	0.00	\$146,417.00	\$146,417.00	\$146,417.00
GENES AND PHENOTYPE (GAP) STUDIES OF IMMUNOLOGIC AND INFLAMMATORY PATHWAYS	S	93.701	0.00	\$111,330.00	\$72,233.70	\$72,233.70
GENES AND PHENOTYPE (GAP) STUDIES OF IMMUNOLOGIC AND INFLAMMATORY PATHWAYS	S	93.701	0.00	\$113,621.00	\$48,793.48	\$50,578.20
GENES AND PHENOTYPE (GAP) STUDIES OF IMMUNOLOGIC AND INFLAMMATORY PATHWAYS	S	93.701	0.00	\$50,000.00	\$0.00	\$3,190.61
GENETIC AND ENVIRONMENTAL DETERMINANTS OF WARFARIN RESPONSE		93.701	1.67	\$332,781.00	\$219,917.84	\$234,544.61
GENETIC AND ENVIRONMENTAL DETERMINANTS OF WARFARIN RESPONSE		93.701	0.00	\$15,777.00	\$9,637.71	\$9,637.71
GENETIC CONTRIBUTORS TO DIABETES AND DYSLIPIDEMIA IN AFRICAN AMERICANS	S	93.701	0.00	\$87,101.00	\$40,682.77	\$40,682.77
Genetic Contributors to Diabetes and Dyslipidemia in African Americans	S	93.701	0.00	\$67,523.23	\$26,681.97	\$26,681.97
GENETICS OF HYPERTENSION RISK FACTORS AND SEQUELA IN AFRICAN AMERICANS	S	93.701	-0.60	\$293,000.00	\$235,680.27	\$246,679.99
GENOME WIDE HAPLOTYPE ASSOCIATION ANALYSIS		93.701	1.00	\$153,922.00	\$144,800.38	\$151,756.09
GENOME-WIDE ASSOCIATION STUDY TO IDENTIFY GENETIC COMPONENTS OF KNEE OA: THE OAI	S	93.701	0.00	\$65,751.00	\$53,516.06	\$53,516.06
GENOME-WIDE ASSOCIATION STUDY TO IDENTIFY GENETIC COMPONENTS OF KNEE OA: THE OAI		93.701	0.00	\$41,119.00	\$17,552.39	(\$12,266.57)
GENOME-WIDE ASSOCIATION STUDY TO IDENTIFY GENETIC COMPONENTS OF KNEE OA: THE OAI		93.701	0.00	\$0.00	\$0.00	\$0.00
GEOLOGIC SEQUESTRATION TRAINING AND RESEARCH		81.133	1.08	\$299,940.00	\$166,594.69	\$175,338.63
GLYCOSYLATION & FUNCTION OF AN ORAL STREPTOCOCCAL ADHESIN		93.701	0.00	\$16,936.00	\$11,668.23	\$11,668.23
Glycosylation and Function of an Oral Streptococcal Adhesion		93.701	1.00	\$410,200.00	\$267,708.08	\$288,895.08
GO-ING FORWARD		93.701	3.77	\$1,904,903.00	\$1,031,519.28	\$1,062,285.07
GROWTH HORMONE RECEPTOR DIMERIZATION/DISULFIDE LINKAGE		93.701	0.00	\$99,547.00	\$99,547.00	\$99,547.00
GROWTH HORMONE RECEPTOR DIMERIZATION/DISULFIDE LINKAGE		93.701	0.00	\$219,750.00	\$219,750.00	\$219,750.00
HDL MODULATION OF MONOCYTE FUNCTION IN ENDOTOXEMIA		93.701	1.00	\$251,908.00	\$178,595.08	\$183,377.91
HEART FAILURE, CHRONIC KIDNEY DISEASE, AND RENIN-ANGIOTENSIN SYSTEM INHIBITION		93.701	1.00	\$184,843.00	\$161,650.27	\$167,902.66

S - Subgrant of state agency (not counted twice in totals)
Dash in jobs column indicates job reporting not required.

Report last updated 3/26/2012
Reporting Period: 2/18/09 - 2/29/12
Information to be updated late April

The financial information below is a reflection of the data submitted by State-funded agencies and institutions to the Alabama Department of Finance each month. Jobs data is collected quarterly.

Alabama ARRA Funding- Public 4 year Colleges						
HEMODIALYSIS FISTULA MATURATION CONSORTIUM - DCC	S	93.701	0.28	\$0.00	\$0.00	\$0.00
HETEROGENEITY IN CYTOKINE RESPONSES TO HIV-1 INFECTION		93.701	0.00	\$49,431.00	\$49,424.11	\$49,424.11
HETEROGENEITY IN CYTOKINE RESPONSES TO HIV-1 INFECTION		93.701	0.49	\$49,998.00	\$49,725.43	\$49,998.00
HIV-1 CAPSID PROTEIN/CYCLOPHILIN-A COMPLEX: A STRUCTURAL STUDY		93.701	0.00	\$44,804.00	\$44,803.84	\$44,803.84
HLA*B ASSOCIATED GENES AND MEMORY B CELLS IN PATIENTS WITH COVID		93.701	0.00	\$183,868.00	\$180,183.61	\$180,183.61
HO-1 AND GRANULOMA FORMATION IN TB PLEURISY		93.701	0.02	\$295,606.00	\$226,191.89	\$231,406.48
HOST GENETIC EPIDEMIOLOGY IN HIV-1-DISCORDANT AFRICAN COUPLES AND OTHER COHORTS		93.701	1.51	\$500,859.00	\$135,803.69	\$144,646.06
HUMAN EXOME SEQUENCING IN SIX WELL PHENOTYPED NHLBI COHORTS	S	93.701	0.00	\$21,363.00	\$0.00	\$0.00
Immunobiology and Prevention of H. Pylori Disease		93.701	0.00	\$98,944.00	\$98,808.61	\$98,808.61
Immunobiology of Bacillus Anthracis Spore-Host Interactions		93.701	0.00	\$732,292.00	\$732,292.00	\$732,292.00
IMMUNOLOGIC UNIQUENESS OF THE FEMALE GENITAL TRACT IN HIV PATHOGENESIS		93.701	4.97	\$4,472,425.76	\$3,746,601.70	\$3,774,681.70
IMPACT OF A NEW GROUP 6 SEROTYPE ON PNEUMOCOCCAL VACCINES		93.701	0.00	\$12,969.00	\$11,359.00	\$11,359.00
IMPACT OF MENSTRUAL CYCLE ON ANTIRETROVIRAL PHARMACOKINETICS		93.701	0.13	\$36,369.00	\$36,368.99	\$36,368.99
IMPACT OF MENSTRUAL CYCLE ON ANTIRETROVIRAL PHARMACOKINETICS		93.701	0.00	\$50,000.00	\$50,000.00	\$50,000.00
INDIVIDUALIZING THERAPY FOR KIDNEY AND HEART TRANSPLANT RECIPIENTS	S	93.701	1.33	\$440,816.00	\$210,727.85	\$228,670.51
INNOVATIVE METHODS FOR MEMBRANCE PROTEIN EXPRESSION AND CRYSTALLIZATION		93.701	0.00	\$126,153.00	\$97,380.12	\$97,669.93
INTERACTION OF SINDBIS VIRUS WITH CELLULAR PROCESSES		93.701	0.00	\$728,317.00	\$728,214.45	\$728,214.45
INTERNATIONAL MATERNAL PEDIATRIC ADOLESCENT AIDS CLINICAL TRIALS GROUP (IMPACT)	S	93.701	0.00	\$10,460.00	\$6,683.84	\$6,683.84
INTERNATIONAL MATERNAL PEDIATRIC ADOLESCENT AIDS CLINICAL TRIALS GROUP (IMPACT)	S	93.701	0.00	\$1,464.00	\$784.61	\$679.39
INTERNATIONAL MATERNAL PEDIATRIC ADOLESCENT AIDS CLINICAL TRIALS GROUP (IMPACT)	S	93.701	0.00	\$95,800.00	\$95,800.00	\$95,800.00
INTERNATIONAL MATERNAL PEDIATRIC ADOLESCENT AIDS CLINICAL TRIALS GROUP (IMPACT)	S	93.701	0.26	\$488,236.00	\$390,589.00	\$103,853.87
INTERPLAY OF RENAL CA AND NA TRANSPORT PATHWAYS		93.701	0.00	\$46,444.00	\$43,367.94	\$43,367.94
INTERROGATION OF KEY GENOMIC ALTERATIONS IN GLOBLASTOMA MULTIFORME (GBM) FOR IDENTIFICATION OF MOLECULAR PATHWAYS CRITICAL TO GBM TUMORIGENESIS AND PROGRESSION	S	93.UNK	1.74	\$720,033.00	\$558,111.76	\$647,637.89
INTRAFLAGELLAR TRANSPORT MEDIATED REGULATION OF HEDGEHOG SIGNALING		93.701	0.00	\$40,810.00	\$40,809.44	\$40,809.44
KAISER PERMANENTE AUTOIMMUNE DISEASE REGISTRY	S	93.701	-0.51	\$30,000.00	\$30,000.00	\$30,000.00
KINETIC MECHANISM OF CLPA CATALYZED POLYPEPTIDE TRANSLOCATION		47.082	0.10	\$545,997.00	\$447,742.60	\$453,214.40
LIFESTYLE INTERVENTION TO TREAT ERECTILE DYSFUNCTION (LITE)	S	93.701	0.00	\$43,122.00	\$35,496.30	\$35,496.30
LIFESTYLE INTERVENTION TO TREAT ERECTILE DYSFUNCTION (LITE)	S	93.701	0.00	\$43,803.00	\$39,514.33	\$39,658.73
LIPOSOMAL RECOMBINANT VACCINE AND CARIES IMMUNITY		93.701	0.00	\$286,500.00	\$286,500.00	\$286,500.00
LONG RANGE INTERACTIONS IN MU AND BACTERIAL DNA		93.701	0.00	\$219,719.00	\$219,719.00	\$219,719.00

S - Subgrant of state agency (not counted twice in totals)
Dash in jobs column indicates job reporting not required.

Report last updated 3/26/2012
Reporting Period: 2/18/09 - 2/29/12
Information to be updated late April

The financial information below is a reflection of the data submitted by State-funded agencies and institutions to the Alabama Department of Finance each month. Jobs data is collected quarterly.

Alabama ARRA Funding- Public 4 year Colleges						
LONG-TERM DETERIORATION OF KIDNEY ALLOGRAFT FUNCTION	S	93.701	0.00	\$132,624.00	\$132,618.19	\$132,618.19
LUNG TUMOR EXOSOME-MEDIATED INFLAMMATION PROMOTES TUMOR PROGRESSION AND GROWTH		93.701	0.00	\$0.00	\$0.00	\$0.00
MECHANISM OF EUKARYOTIC TRANSLATION TERMINATION		93.701	0.00	\$43,798.00	\$43,798.00	\$43,798.00
MECHANISM OF IRES-MEDIATED TRANSLATION INITIATION		93.701	0.00	\$123,480.00	\$123,480.00	\$123,480.00
MECHANISM OF MYCOBACTERIUM TUBERCULOSIS PERSISTENCE		93.701	0.00	\$732,188.00	\$732,188.00	\$732,188.00
MECHANISMS OF HUMAN INSULIN RESISTANCE		93.701	0.00	\$74,070.00	\$74,070.00	\$74,070.00
MECHANISMS OF OCULAR DEVELOPMENT		93.701	0.00	\$381,769.00	\$381,769.00	\$381,769.00
MECHANISMS OF RACE-BASED DIFFERENCES IN FACTOR VIII IMMUNOGENICITY IN HEMOPHILIA	S	93.701	0.00	\$44,100.00	\$36,961.82	\$36,961.82
MECHANISMS OF RACE-BASED DIFFERENCES IN FACTOR VIII IMMUNOGENICITY IN HEMOPHILIA	S	93.701	0.00	\$44,100.00	\$40,078.71	\$40,078.71
MECHANISMS OF SALT-SENSITIVE HYPERTENSION AND HYPERTENSIVE NEPHROSCLEROSIS		93.701	0.00	\$48,352.00	\$48,352.00	\$48,352.00
MICE FOR DEVELOPMENT OF HD THERAPEUTICS		93.701	0.00	\$93,601.88	\$93,601.88	\$93,601.88
MICROCAL AUTO-ITC200: AUTOMATED HIGH SENSITIVITY ISOTHERMAL TITRATION CALORIMETRY		93.701	0.00	\$250,000.00	\$250,000.00	\$250,000.00
MID CAREER AWARD IN PATIENT ORIENTED PELVIC FLOOR RESEARCH		93.701	0.00	\$53,826.00	\$53,826.00	\$53,826.00
MITOCHONDRIAL ASSOCIATED CVD SUSCEPTIBILITY IN HUMANS AND MICE		93.701	0.16	\$837,468.00	\$783,875.53	\$778,414.44
MOLECULAR MECHANISMS OF TRANSCRIPTION ELONGATION		93.701	0.00	\$147,016.00	\$147,016.00	\$147,016.00
MOLECULAR SIGNALING IN OXIDATIVE STRESS-INDUCED VASCULAR CALCIFICATION		93.701	0.49	\$258,762.00	\$249,355.19	\$249,689.92
MOLECULAR THERAPEUTICS FOR ANAPLASTIC GLIOMAS		93.701	0.00	\$246,417.00	\$246,417.00	\$246,417.00
Monitoring of Advanced Virotherapy for Ovarian Cancer		93.701	0.00	\$344,729.00	\$250,261.37	\$250,261.37
MOREHOUSE SCHOOL OF MEDICINE/TUSKEGEE UNIVERSITY/UAB COMP. CANCER CENTER PARTNERSHIP		93.701	0.22	\$267,359.00	\$228,633.22	\$230,715.99
MOREHOUSE SCHOOL OF MEDICINE/TUSKEGEE UNIVERSITY/UAB COMP. CANCER CENTER PARTNERSHIP		93.701	0.11	\$293,000.00	\$206,212.86	\$213,765.21
MRI ACQUISITION OF IMAGING X-RAY PHOTOELECTRON SPECTROSCOPY SYSTEM FOR INTERDISCIPLINARY RESEARCH AND EDUCATION IN MULTI-SCALE MATERIALS		47.082	0.00	\$431,200.00	\$431,200.00	\$431,200.00
MUCOSAL TGF BETA/IL-6 AXIS IN THE REGULATION OF T CELL FUNCTION		93.701	0.22	\$402,625.00	\$395,846.03	\$398,453.05
MULTI-DISCIPLINARY EVALUATION OF CHRONIC PELVIC PAIN SYNDROME		93.701	0.01	\$13,130.00	\$12,636.06	\$13,128.92
MULTIFOCAL OPTICAL COHERENCE MICROSCOPE		93.701	-0.84	\$516,704.00	\$506,361.12	\$507,352.15
MULTI-MODAL PHYSICIAN INTERVENTION TO DETECT AMBLYOPIA		93.701	0.00	\$177,568.00	\$177,106.02	\$177,106.02
NA/BICARBONATE COTRANSPORTERS IN BRAIN		93.701	1.66	\$805,521.00	\$761,854.68	\$773,381.87
NATIONAL ALZHEIMER'S COORDINATING CENTER (NACC) - GWAS PHASE 2 ARRA	S	93.701	0.00	\$3,500.00	\$3,500.00	\$3,500.00
National Standard for Normal Fetal Growth	93.CON		4.36	\$1,139,067.00	\$518,718.38	\$605,898.36
NEONATAL BLADDER INFLAMMATION, OPIOIDS, AND ADULT BLADDER PAIN		93.701	0.00	\$45,727.00	\$45,726.99	\$45,726.99
NEURAL ORGANIZATION OF EYE MOVEMENTS IN DEPTH		93.701	0.00	\$114,953.00	\$113,471.06	\$113,471.06
NEUROHORMONAL BLOCKADE AND OUTCOMES IN DIASTOLIC HEART FAILURE		93.701	0.58	\$915,476.00	\$915,437.41	\$915,476.00

S - Subgrant of state agency (not counted twice in totals)
Dash in jobs column indicates job reporting not required.

Report last updated 3/26/2012
Reporting Period: 2/18/09 - 2/29/12
Information to be updated late April

The financial information below is a reflection of the data submitted by State-funded agencies and institutions to the Alabama Department of Finance each month. Jobs data is collected quarterly.

Alabama ARRA Funding- Public 4 year Colleges						
<u>NEURON SUBTYPE AND CIRCUIT SPECIFIC PATTERNS OF GENE EXPRESSION IN SCHIZOPHRENIA</u>		93.701	0.00	\$1,000,000.00	\$1,000,000.00	\$1,000,000.00
<u>NEURO-OPHTHALMOLOGY RESEARCH DISEASE INVESTIGATOR CONSORTIUM (NORDIC)NETWORK</u>	S	93.701	0.00	\$5,700.00	\$0.00	\$0.00
<u>NEW PARADIGMS OF CFTR REGULATION</u>		93.701	0.00	\$219,750.00	\$219,750.00	\$219,750.00
<u>NEWBORN NEURONS IN THE ADULT HIPPOCAMPAL NETWORK</u>		93.701	0.00	\$27,521.00	\$26,648.88	\$27,076.49
<u>NEWBORN NEURONS IN THE ADULT HIPPOCAMPAL NETWORK</u>		93.701	0.00	\$256,499.00	\$248,886.30	\$256,394.11
<u>NIAMS MULTIDISCIPLINARY CLINICAL RESEARCH CENTER-ARRA</u>		93.701	0.00	\$267,433.00	\$264,791.01	\$264,791.01
<u>NICOTINE AND CHRONIC KIDNEY DISEASE</u>		93.701	2.69	\$1,140,410.00	\$1,071,436.40	\$1,099,088.84
<u>NONINVASIVE VISUALIZATION AND ANALYSIS OF ORGAN SYSTEMS USING OCT AND DIGITAL FUNDUS PHOTOGRAPHY</u>		93.701	0.00	\$274,940.00	\$274,940.00	\$274,940.00
<u>NOVEL GENETIC AND SALIVARY GLYCAN BIOMARKERS FOR RISK OF NEC IN ELBW INFANTS</u>	S	93.701	0.00	\$39,335.00	\$35,089.87	\$35,089.87
<u>NOVEL RNAI INHIBITS BOTH INFLAMMATION AND BONE RESORPTION IN ORAL DISEASES</u>		93.701	4.08	\$592,989.90	\$503,920.95	\$527,931.38
<u>NURSE ANESTHETIST TRAINEESHIPS</u>		93.124	0.00	\$22,940.00	\$5,900.00	\$18,860.00
<u>OLDER DRIVERS: AN EVIDENCE-BASIS FOR LICENSURE STANDARDS</u>		93.701	-0.48	\$318,487.00	\$318,487.00	\$318,487.00
<u>OSTEOPONTIN AND MICROENVIRONMENT OF INITIATED CELLS</u>		93.701	1.00	\$591,082.00	\$548,162.23	\$557,994.88
<u>PERCEIVED DISCRIMINATION IN MEDICAL CARE</u>		93.701	0.50	\$95,029.00	\$94,149.92	\$94,149.92
<u>PERI-OPERATIVE PELVIC FLOOR REHAB: A RANDOMIZED TRIAL</u>		93.701	0.00	\$220,849.00	\$220,849.00	\$220,849.00
<u>PHACS: REFERENCE COHORT</u>	S	93.701	0.58	\$95,113.00	\$47,915.88	\$66,644.50
<u>PHASE I/PILOT CONSORTIUM ADVL0911, A PHASE I DOSE ESCALATION STUDY OF SENECA VALLEY VIRUS (SVV-001), A REPLICATION-COMPETENT PICORNAVIRUS, IN RELAPSE/REFRACTORY PEDIATRIC PATIENTS WITH NEUROBLASTOMA, RHABDOMYOSARCOMA, EWING FAMILY OF TUMORS</u>		93.701	0.09	\$22,465.00	\$22,454.31	\$22,465.00
<u>PREDICTIVE MOLECULAR MARKERS OF COLORECTAL CANCER</u>		93.701	0.00	\$146,458.00	\$144,184.16	\$144,184.16
<u>PRIMARY IMMUNE DEFICIENCY TREATMENT CONSORTIUM</u>	S	93.701	0.00	\$11,855.00	\$2,268.00	\$2,666.11
<u>PROBLEM SOLVING TRAINING AND LOW VISION REHABILITATION</u>		93.701	-0.28	\$108,000.00	\$108,000.00	\$108,000.00
<u>PROGNOSTIC MOLECULAR MARKERS OF COLORECTAL CANCER</u>		93.701	0.00	\$85,908.00	\$84,710.24	\$84,710.24
<u>PROPERTIES AND FUNCTION OF GLIA ION CHANNELS</u>		93.701	0.00	\$14,644.00	\$14,644.00	\$14,644.00
<u>PROPERTIES AND FUNCTION OF GLIA ION CHANNELS</u>		93.701	0.29	\$202,406.00	\$202,405.58	\$202,405.58
<u>PROSTAGLANDINS IN C. ELEGANS FERTILIZATION</u>		93.701	0.00	\$180,117.00	\$177,371.08	\$177,371.08
<u>PROTEINASE INHIBITORS & CRYSTALLIN FRAGMENTS IN CATARACT</u>		93.701	0.72	\$732,083.00	\$725,360.67	\$726,306.60
<u>PROTOCOLIZED CARE OF EARLY SEPTIC SHOCK</u>	S	93.701	0.07	\$46,176.00	\$44,252.00	\$46,176.00
<u>PSPA: A POTENTIAL PNEUMOCOCCAL VACCINE COMPONENT</u>		93.701	0.00	\$52,396.00	\$50,501.97	\$50,501.97
<u>QUANTITATIVE STUDIES OF URINARY BLADDER SENSATION-SUPPLEMENTAL FUNDS</u>		93.701	0.00	\$16,687.00	\$16,653.56	\$16,653.56
<u>QUIT-PRIMO: WEB-DELIVERED CLINICAL MICROSYSTEM INTERVENTION FOR TOBACCO CONTROL</u>	S	93.701	-0.20	\$84,511.00	\$84,232.82	\$83,492.80
<u>RANDOMIZED EVALUATION OF PATIENTS WITH STABLE ANGINA COMPARING UTILIZATION OF NONINVASIVE EXAMINATIONS</u>	S	93.701	0.00	\$37,500.00	\$5,000.00	\$0.00

S - Subgrant of state agency (not counted twice in totals)
Dash in jobs column indicates job reporting not required.

Report last updated 3/26/2012
Reporting Period: 2/18/09 - 2/29/12
Information to be updated late April

The financial information below is a reflection of the data submitted by State-funded agencies and institutions to the Alabama Department of Finance each month. Jobs data is collected quarterly.

Alabama ARRA Funding- Public 4 year Colleges						
RANDOMIZED INTERVENTION FOR CHILDREN WITH VESICOURTERAL REFLUX	S	93.701	0.00	\$12,000.00	\$4,869.17	\$4,869.17
REASONS FOR RACIAL DISPARITIES IN VENOUS THROMBOEMBOLISM	S	93.701	0.19	\$488,768.00	\$477,059.38	\$488,768.00
RECOVERY AND HELP-SEEKING PROCESSES IN PROBLEM DRINKERS		93.701	0.00	\$165,251.00	\$165,250.98	\$165,250.98
REDUCED CARBOHYDRATE DIET INTERVENTION FOR PCOS		93.701	2.79	\$1,375,775.00	\$1,068,214.15	\$1,109,666.07
REGARDS - MI STUDY		93.701	0.00	\$24,523.54	\$24,523.54	\$24,523.54
REGARDS - MI Study		93.701	0.00	\$291,756.46	\$291,756.46	\$291,756.46
REGULATION OF ENERGY METABOLISM BY PDP1 AND PDP2		93.701	0.00	\$100,000.00	\$100,000.00	\$100,000.00
REGULATION OF EXOSOME-MEDIATED MAMMALIAN MRNA		93.701	0.00	\$109,447.00	\$109,446.99	\$109,446.99
REGULATION OF FIBROBLAST PHENOTYPE IN LUNG FIBROSIS ARRA SUPPLEMENTAL FUNDS		93.701	0.00	\$18,134.00	\$5,644.85	\$5,644.85
ROLE OF DDX3 IN DR5-MEDIATED APOPTOSIS		93.701	0.00	\$204,869.00	\$204,740.67	\$204,740.67
ROLE OF IMMUNOGENETIC DETERMINANTS ON HUMAN GENITAL CHLAMYDIAL INFECTION		93.701	0.00	\$50,000.00	\$49,844.96	\$49,844.96
ROLE OF IMMUNOGENETIC DETERMINANTS ON HUMAN GENITAL CHLAMYDIAL INFECTION		93.701	0.03	\$50,000.00	\$49,809.34	\$49,809.34
ROLE OF TRANSFORMING GROWTH FACTOR-BETA IN NEONATAL NECROTIZING ENTEROCOLITIS		93.701	0.00	\$8,473.00	\$6,810.46	\$6,810.46
ROLE OF TRIP6 IN MALIGNANT GLIOMA PROGRESSION		93.701	0.00	\$340,686.00	\$339,007.82	\$339,007.82
ROLE OF TRPS1 IN ENDOCHONDRAL BONE		93.701	0.00	\$13,340.00	\$12,075.15	\$12,075.15
ROLE OF UBP-M AND H2A DEUBIQUITINATION IN CHROMATIN AND CELLULAR FUNCTION		93.701	0.00	\$202,813.00	\$202,813.00	\$202,813.00
Role of WhiB3 in M. tuberculosis Virulence		93.701	0.00	\$366,146.00	\$176,502.16	\$176,502.16
RUNX2 CONTROLLED ADIPOCYTIC DIFFERENTIATION IN AGING MUSCULOSKELETON		93.701	0.00	\$31,058.00	\$25,830.67	\$25,830.67
SCHOLARSHIPS FOR DISADVANTAGED STUDENTS	S	93.407	0.00	\$2,646.00	\$2,646.00	\$2,646.00
Short-Chain Dehydrogenases in Retinol/Sterol Metabolism		93.701	0.00	\$169,579.00	\$169,579.00	\$169,579.00
SHORT-CHAIN DEHYDROGENASES IN RETINOL/STEROL METABOLISM		93.701	0.00	\$341,418.00	\$341,418.00	\$341,418.00
SILENT CEREBRAL INFARCT MULTI-CENTER TRIAL (ARRA SUPPLEMENTAL)	S	93.701	0.00	\$90,000.00	\$82,033.05	\$82,033.05
SPATIAL MODELING OF ONCHOCERCIASIS FOCI IN AFRICA BY REMOTE SENSING	S	93.701	0.00	\$175,920.00	\$151,540.73	\$151,540.73
SPATIAL MODELING OF ONCHOCERCIASIS FOCI IN AFRICA BY REMOTE SENSING	S	93.701	0.00	\$199,145.27	\$199,145.27	\$199,145.27
SPORE IN BREAST CANCER		93.701	0.00	\$120,294.00	\$96,157.72	\$96,157.72
State Data Infrastructure for Pre-Hospital And Hospital CER	S	93.715	0.00	\$77,203.00	\$77,147.92	\$77,092.86
State Fiscal Stabilization Fund	S	84.394A	92.10	\$49,823,042.00	\$49,823,042.00	\$49,823,042.00
STEREOSCOPIC MOTION-IN DEPTH PERCEPTION FMRI AND NEUROPHYSIOLOGICAL STUDIES		93.701	0.00	\$252,134.00	\$221,595.14	\$222,747.21
STRESS-INDUCED BLADDER HYPERALGESIA: A POTENTIAL MEDIATOR		93.701	0.00	\$30,739.00	\$30,739.00	\$30,739.00
STRUCTURAL AND FUNCTIONAL STUDIES FOR MITOCHONDRIAL PROTEIN TRANSLOCATIONS		93.701	0.00	\$184,147.00	\$184,147.00	\$184,147.00
STRUCTURAL AND FUNCTIONAL STUDIES OF HSP40		93.701	0.00	\$85,000.00	\$85,000.00	\$85,000.00
STRUCTURE AND DESIGN OF CYTOKINE AND CHEMOKINE BINDING PROTEINS		93.701	0.10	\$414,486.00	\$404,213.21	\$406,733.79
Structure and Function of the B. Anthracis Exosporium		93.701	0.00	\$432,156.00	\$432,155.99	\$432,155.99
STRUCTURE AND FUNCTION OF THE B. ANTHRACIS EXOSPORIUM		93.701	1.45	\$437,409.00	\$434,762.17	\$413,689.99
STRUCTURE STUDIES ON PROTEINS THAT MODULATE IL-10 ACTION		93.701	0.00	\$147,589.00	\$124,755.43	\$124,755.43
STUDIES OF PAIRED IMMUNOGLOBULIN-LIKE RECEPTORS		93.701	0.00	\$201,173.00	\$198,400.49	\$198,400.49

S - Subgrant of state agency (not counted twice in totals)
Dash in jobs column indicates job reporting not required.

Report last updated 3/26/2012
Reporting Period: 2/18/09 - 2/29/12
Information to be updated late April

The financial information below is a reflection of the data submitted by State-funded agencies and institutions to the Alabama Department of Finance each month. Jobs data is collected quarterly.

Alabama ARRA Funding- Public 4 year Colleges						
STUDIES OF STRUCTURE AND FUNCTION OF AN FC RECEPTOR FOR IGM		93.701	0.85	\$349,231.00	\$349,102.23	\$349,231.00
SUPPRESSION OF PATHOGENIC AUTOANTIBODIES IN LUPUS BY INHIBITION OF AID		93.701	0.49	\$364,660.00	\$364,659.11	\$364,659.11
SURVEY FOR ADPH ARRA PUTTING PREVENTION TO WORK (MODIFIED BRFSS)		93.724	0.00	\$180,000.00	\$95,000.00	\$95,000.00
THE EPILEPSY PHENOME/GENOME PROJECT (EPGP)	S	93.701	0.00	\$110,316.00	\$83,570.51	\$83,570.51
THE HEALTH STATUS OF CAUCASIAN AND AFRICAN AMERICANS LIVING WITH KIDNEY DONORS	S	93.701	3.25	\$592,030.00	\$434,103.77	\$480,795.85
THE INFLUENCE OF ANTI-N-ACETYL-D-GLUCOSAMINE B CELLS ON TYPE ONE DIABETES IN MICE		93.701	0.00	\$366,250.00	\$366,250.00	\$366,250.00
THE ROLE OF AML 1 IN OSTEOCLASTOGENESIS AND OSTEOCLAST GENE EXPRESSION		93.701	7.92	\$380,141.00	\$217,682.36	\$248,580.18
THE ROLE OF CD5 IN B CELL DEVELOPMENT AND AUTOIMMUNITY		93.701	0.00	\$7,325.00	\$7,325.00	\$7,325.00
THE ROLE OF CD5 IN B-CELL DEVELOPMENT AND AUTOIMMUNITY		93.701	0.00	\$42,675.00	\$42,618.40	\$42,618.40
THE ROLE OF FAK-RELATED-NON-KINASE (FRNK) IN LUNG FIBROSIS		93.701	0.00	\$224,936.00	\$218,088.28	\$218,088.28
THE ROLE OF ION TRANSPORT IN GLIOMA MIGRATION, PROLIFERATION, AND APOPTOSIS		93.701	0.00	\$14,644.00	\$14,641.66	\$14,641.66
THE ROLE OF LKB1 IN THE MAINTENANCE OF GENOMIC STABILITY		93.701	0.00	\$471,383.81	\$467,780.80	\$467,780.80
THE ROLE OF ORIGIN RECOGNITION COMPLEX IN THE CELL CYCLE		93.701	1.00	\$394,602.00	\$357,816.26	\$368,095.70
THE TOPOLOGY OF LOW DIMENSIONAL CONTINUA		47.082	0.00	\$133,230.00	\$84,514.78	\$84,514.78
THE UAB INFECTIOUS DISEASES TRAINING GRANT		93.701	0.00	\$138,285.00	\$130,303.14	\$130,303.14
THERAPEUTIC WINDOW FOR ACUTE STROKE-COUNTERPULSATION TO UPGRADE FORWARD FLOW IN STROKE (CUFFS)	S	93.701	0.00	\$40,180.00	\$34,131.68	\$34,131.68
THERAPEUTICS FOR CHRONIC LUNG DISEASE ANTAGONISTS OF PGP CHEMOKINES AND CXCR		93.701	-0.02	\$823,054.00	\$821,846.89	\$823,054.00
THERMOPLASTIC MIRCROBALLOON SANDWICH COMPOSITIES	S	47.082	0.00	\$28,000.00	\$27,999.99	\$27,999.99
THYMECTOMY IN NON-THYMONATOUS MG PATIENTS ON PREDNISONE		93.701	2.45	\$1,349,862.00	\$1,216,038.77	\$1,251,366.76
TLR2 IN SEPSIS-INDUCED COAGULOPATHY ENDOTHELIAL LEAK AND PULMONARY DYSFUNCTION	S	93.701	0.00	\$56,603.00	\$56,601.75	\$56,601.75
TRADD AS A REGULATOR OF CYTOKINE SIGNALING IN GLIA		93.701	-0.33	\$125,159.00	\$125,158.95	\$125,158.95
TRANSCRIPTIONAL REGULATION OF PROTEINURIA		93.701	0.00	\$94,450.00	\$93,247.00	\$93,247.00
TREATMENT EFFICACY AND TOXICITY IN RHEUMATOID ARTHRITIS DATABASE AND REPOSITORY		93.701	4.43	\$3,344,252.24	\$2,462,981.12	\$2,556,870.09
TROPIC INTERACTIONS OF NERVE AND MUSCLE		93.701	1.00	\$187,428.00	\$164,473.97	\$169,642.03
TUMOR STROMAL INTERACTIONS IN HEAD AND NECK CANCER		93.701	0.00	\$88,366.00	\$66,226.59	\$66,226.59
UAB CENTER FOR AIDS RESEARCH		93.701	0.00	\$614,565.00	\$602,048.53	\$602,048.53
UAB CENTER FOR CLINICAL AND TRANSLATIONAL SCIENCE (CCTS) UL1		93.701	1.57	\$981,624.00	\$978,696.07	\$972,831.00
UAB CF RESEARCH AND TRANSLATION CORE CENTER		93.701	0.00	\$204,401.00	\$122,774.22	\$122,774.22
UAB CLINICAL NUTRITION RESEARCH UNIT		93.701	0.39	\$299,008.00	\$291,515.80	\$294,277.11
UAB COMPREHENSIVE CANCER CENTER EARLY STAGE INVESTIGATOR RECRUITMENT		93.701	0.41	\$1,611,524.71	\$1,136,756.50	\$1,155,599.43
UAB CONTINENCE TREATMENT CENTER		93.701	0.00	\$99,999.00	\$99,998.99	\$99,998.99

S - Subgrant of state agency (not counted twice in totals)
Dash in jobs column indicates job reporting not required.

Report last updated 3/26/2012
Reporting Period: 2/18/09 - 2/29/12
Information to be updated late April

The financial information below is a reflection of the data submitted by State-funded agencies and institutions to the Alabama Department of Finance each month. Jobs data is collected quarterly.

Alabama ARRA Funding- Public 4 year Colleges						
UAB DIABETES RESEARCH AND TRAINING CENTER		93.701	0.16	\$786,000.00	\$765,467.70	\$760,614.86
UAB EARLY HEADSTART PROGRAM	S	93.708	0.00	\$64,409.00	\$60,499.77	\$60,499.77
UAB HIGH THROUGHPUT DNA AUTOGENPREP 965		93.701	0.00	\$205,740.00	\$205,740.00	\$205,740.00
UAB HIT CURRICULUM DEVELOPMENT PROJECT		93.721	4.13	\$1,820,000.00	\$1,376,760.46	\$1,480,464.77
UAB K 12 IN COMPARATIVE EFFECTIVENESS RESEARCH	S	93.715	4.29	\$2,111,642.00	\$907,993.49	\$958,355.79
UAB MENTAL RETARDATION RESEARCH CENTER		93.701	-0.02	\$154,223.00	\$154,223.00	\$154,223.00
UAB MULTI-USER FERMENTATION FACILITY UPGRADE		93.701	0.00	\$500,000.00	\$500,000.00	\$500,000.00
UAB SHARED BIACORE T100 BIOSENSOR		93.701	0.00	\$364,688.00	\$364,684.85	\$364,684.85
UAB SOD'S INSTITUTE OF ORAL HEALTH RESEARCH ENHANCEMENT VIA FACULTY RECRUITMENT		93.701	2.20	\$1,330,840.00	\$608,206.24	\$679,529.23
UAB T32 IN COMPARATIVE EFFECTIVENESS RESEARCH		93.715	0.06	\$563,672.00	\$231,088.85	\$247,598.71
UAB-UCSD O'BRIEN CORE CENTER FOR ACUTE KIDNEY INJURY RESEARCH		93.701	0.52	\$363,337.00	\$239,190.23	\$243,875.10
UNSOLICITED R24 FOR THE CFAR-NETWORK OF INTEGRATED CLINICAL SCIENCES CNICS		93.701	0.00	\$138,211.00	\$119,900.21	\$119,900.21
UNSOLICITED R24 FOR THE CFAR-NETWORK OF INTEGRATED CLINICAL SCIENCES, CNICS		93.701	2.93	\$1,825,789.00	\$1,684,900.93	\$1,733,733.54
URINARY MARKERS AFTER CONTINENCE SURGERY (UMACS) UITN BIOSAMPLE ANALYSIS	S	93.701	0.18	\$56,420.00	\$45,535.93	\$56,420.00
URINARY METABOLITES OF CRANBERRY THAT PROTECT AGAINST BLADDER CANCER		93.701	0.38	\$400,875.00	\$370,453.14	\$375,096.42
URINARY PEPTIDE EXCRETION AND ONSET OF PUBERTY		93.701	-0.03	\$133,415.00	\$133,415.00	\$133,415.00
URINARY POLYPEPTIDE BIOMARKERS OF IGA NEPHROPATHY		93.701	0.04	\$402,625.00	\$392,399.32	\$393,340.80
USING CERS TO OPTIMIZE QUALITY OF LIFE FOR PERSONS WITH DIABETES AND CHRONIC PAIN	S	93.715	5.95	\$1,497,848.00	\$545,892.19	\$581,539.67
USING VIRTUAL REALITY TO TRAIN CHILDREN IN PEDESTRIAN SAFETY		93.701	0.00	\$9,059.00	\$8,358.08	\$8,358.08
USING VIRTUAL REALITY TO TRAIN CHILDREN IN PEDESTRIAN SAFETY		93.701	0.00	\$9,083.00	\$9,083.00	\$9,083.00
VALIDATING THE NIH TOOLBOX IN THE ACUTE NEUROREHABILITATION SETTING		93.701	1.22	\$498,939.00	\$467,879.78	\$473,703.33
VIRAL TRIGGERS OF ALLOIMMUNITY AND AUTOIMMUNITY IN PEDIATRIC LUNG TRANSPLANTATION	S	93.701	0.00	\$2,268.00	\$0.00	\$0.00
		Total	207.11	\$155,874,394.17	\$130,843,083.22	\$132,000,760.87

S - Subgrant of state agency (not counted twice in totals)
Dash in jobs column indicates job reporting not required.

Report last updated 3/26/2012
Reporting Period: 2/18/09 - 2/29/12
Information to be updated late April

The financial information below is a reflection of the data submitted by State-funded agencies and institutions to the Alabama Department of Finance each month. Jobs data is collected quarterly.

Alabama ARRA Funding- Public 4 year Colleges					
University of Alabama in Huntsville					
Grant Title	CFDA#	Quarterly Jobs Created / Retained	Amt Awarded	Amt Received	Amt Expended
Alabama Cyber Connections in Nanotechnology, Bioscience and Sensors	47.082	0.18	\$1,176,470.00	\$211,467.25	\$259,208.31
Alabama E3:Supporting Manufacturing Leadership S	17.275	0.00	\$45,000.00	\$24,898.95	\$24,898.95
Federal Work Study	84.033	12.00	\$39,144.00	\$39,144.00	\$39,144.00
Lean and Practical Energy Assessments S	NA	0.19	\$69,206.00	\$69,206.00	\$69,206.00
NIH: Analysis of PHD: A 73 AA Protein with Multiple Ligands	93.701	1.24	\$220,900.00	\$154,418.72	\$158,793.64
NIH: Analysis of Ubiquitination Enzymes in C. Elegans	93.701	0.00	\$55,138.00	\$55,033.83	\$55,033.83
NIH: Development of a Chronic Retinal Implant*	93.701	0.50	\$238,927.00	\$212,801.64	\$229,349.73
NIH: Investigations into the Structure, Function and Activity of E2-25K*	93.701	0.53	\$220,750.00	\$219,511.27	\$219,511.27
Novel Pattern Specific Isotopic Labeling of Aromatic Amino Acids	93.701	1.00	\$436,084.00	\$246,177.78	\$258,424.11
NSF: Acquisition of Deterministic Polishing Tool	47.082	0.00	\$851,725.00	\$842,634.36	\$842,634.36
NSF: Anomalous Diffusion in the Collisionless Solar Wind Plasma*	47.082	0.20	\$438,228.00	\$212,242.57	\$215,008.56
NSF: Transport of Ions and Electrons in Solar Energetic Particle Events*	47.082	1.02	\$535,691.00	\$217,052.95	\$219,963.17
Orion Transportation: SBIR Phase II	N/A	0.14	\$130,999.00	\$130,999.00	\$130,999.00
State Energy Program: Lean, Clean and Practical Energy Assistance for Alabama Automotive Suppliers S	81.041	0.37	\$600,000.00	\$599,557.75	\$599,557.75
State Fiscal Stabilization Fund	84.394	4.69	\$8,368,088.00	\$8,368,088.00	\$8,368,088.00
US-Panama Eager: The Climate 1-Stop: A geoportal climate change science. analysis. assessment and information for decision making	47.082	0.00	\$34,325.11	\$34,325.11	\$34,325.11
Water Supply Management in California	43.006	2.24	\$206,786.00	\$206,786.00	\$206,786.00
	Total	24.30	\$13,667,461.11	\$11,844,345.18	\$11,930,931.79
University of Montevallo					
Grant Title	CFDA#	Quarterly Jobs Created / Retained	Amt Awarded	Amt Received	Amt Expended
Federal Work Study*	84.033	2.00	\$32,402.00	\$32,402.00	\$32,402.00
State Fiscal Stabilization Fund*	84.394	2.00	\$3,230,320.00	\$3,230,320.00	\$3,230,320.00
	Total	4.00	\$3,262,722.00	\$3,262,722.00	\$3,262,722.00

S - Subgrant of state agency (not counted twice in totals)
Dash in jobs column indicates job reporting not required.

Report last updated 3/26/2012
Reporting Period: 2/18/09 - 2/29/12
Information to be updated late April

The financial information below is a reflection of the data submitted by State-funded agencies and institutions to the Alabama Department of Finance each month. Jobs data is collected quarterly.

Alabama ARRA Funding- Public 4 year Colleges					
University of North Alabama					
Grant Title	CFDA#	Quarterly Jobs Created / Retained	Amt Awarded	Amt Received	Amt Expended
<u>Federal Work Study*</u>	84.033	0.00	\$34,116.00	\$34,116.00	\$34,116.00
<u>State Fiscal Stabilization Fund*</u>	84.394	49.00	\$4,428,492.00	\$4,428,492.00	\$4,428,492.00
	Total	49.00	\$4,462,608.00	\$4,462,608.00	\$4,462,608.00
University of South Alabama					
Grant Title	CFDA#	Quarterly Jobs Created / Retained	Amt Awarded	Amt Received	Amt Expended
<u>Coastal Alabama Economic Recovery and Ecological Restoration Project</u>	11.463	0.00	\$237,440.00	\$237,440.00	\$237,440.00
<u>Federal Work Study</u>	84.003	0.00	\$113,761.00	\$113,761.00	\$113,761.00
<u>Highway Investment: Archaeological Survey of Federal Road</u>	S 20.205	0.00	\$48,526.00	\$48,526.00	\$48,526.00
<u>HRSA: Nurse Facility Loan Program (NFLP)</u>	93.408	0.00	\$37,842.00	\$37,842.00	\$37,842.00
<u>HRSA: Scholarships for Disadvantaged Undergraduate and Graduate Nursing Students</u>	93.407	0.00	\$63,090.00	\$63,089.60	\$63,089.60
<u>NCRR Recovery Act Construction Support: Construction of ABSL-3 Laboratory of Infectious Diseases</u>	93.702	0.74	\$14,506,327.00	\$1,043,817.35	\$1,043,817.35
<u>NIH: cAMP Phosphodiesterase and Lung Endothelial Cell Permeability</u>	93.701	2.90	\$846,710.00	\$838,320.86	\$846,710.00
<u>NIH: Environmental Beta Cell Toxins - Mechanism of Action</u>	93.701	0.50	\$196,610.00	\$190,309.84	\$193,768.14
<u>NIH: Genetic Analysis of Rickettsia Prowazekii</u>	93.701	0.65	\$129,955.00	\$129,955.00	\$129,955.00
<u>NIH: Homeostasis of the ER in Differentiating B-Cells</u>	93.701	0.88	\$58,723.00	\$58,723.00	\$58,723.00
<u>NIH: Lung Endothelial Cell Phenotypes</u>	93.701	0.94	\$16,202.00	\$16,200.13	\$16,200.13
<u>NIH: Permeability of the Epidemic Typhus Rickettsia</u>	93.701	4.91	\$355,059.00	\$355,059.00	\$355,059.00
<u>NIH: Regulation of Coronary Collateral Growth in the Metabolic Syndrome</u>	93.701	0.00	\$144,981.00	\$75,615.08	\$75,615.08
<u>NIH: Request for a Spectral Confocal Microscope</u>	93.701	0.00	\$397,435.00	\$397,435.00	\$397,435.00
<u>NIH: TRPV4 Initiatives Ventilator Induced Lung Injury</u>	93.701	0.15	\$711,300.00	\$711,300.00	\$711,300.00
<u>NSF: Core Size Effects on Flux-Flow Resistivity</u>	47.082	0.05	\$186,000.00	\$101,723.18	\$104,307.99
<u>NSF: Discovery and Prediction of Hidden Biodiversity in Black Flies</u>	47.082	0.46	\$118,648.00	\$91,783.29	\$97,724.55
<u>NSF: Invariant Geometric Structures and Rigidity in Hyperbolic Dynamics</u>	47.082	0.00	\$89,521.00	\$55,774.14	\$55,774.14
<u>NSF: Pathway to Science</u>	47.082	0.20	\$899,962.00	\$340,912.62	\$343,789.91
<u>NSF: Reassessment of Dissolved DMSP Concentrations and Turnover Flux in the Ocean</u>	47.082	1.43	\$412,866.00	\$305,583.95	\$310,543.71
<u>NSF: Social Impacts of High Stakes Litigation Resolution</u>	47.082	0.00	\$147,694.00	\$62,613.72	\$62,614.02
<u>Phase I Cultural Resource Assessment of 250-Acre Big Island, Russell County, AL</u>	S NA	0.98	\$27,272.00	\$27,272.00	\$27,272.00
<u>State Fiscal Stabilization Fund*</u>	84.394	104.55	\$21,537,638.00	\$21,537,638.00	\$21,537,638.00
<u>Supplemental Research Infrastructure for the High Energy Physics Group at U of S Alabama</u>	81.049	0.00	\$18,637.00	\$18,637.00	\$18,637.00
<u>The Alabama Regional Extension Center</u>	93.718	13.05	\$8,572,775.00	\$2,064,311.29	\$2,083,508.67
<u>U. of S. Alabama Medical Center Energy Retrofit Project</u>	S 81.128	0.00	\$750,000.00	\$195,860.10	\$394,880.32
	Total	132.39	50,624,974.00	29,119,503.15	29,365,931.61

*The University of South Alabama will have to return approximately \$69,365.92.00 from the \$144,981.00 funds received for the Regulation of Coronary Collateral Growth in the Metabolic Syndrome grant. The project was completed under budget requiring that the balance of remaining funds be returned.

The financial information below is a reflection of the data submitted by State-funded agencies and institutions to the Alabama Department of Finance each month. Jobs data is collected quarterly.

Alabama ARRA Funding- Public 4 year Colleges					
University of West Alabama					
Grant Title	CFDA#	Quarterly Jobs Created / Retained	Amt Awarded	Amt Received	Amt Expended
<u>Federal Work Study</u>	84.033	9.36	\$57,713.00	\$57,713.00	\$57,713.00
<u>State Fiscal Stabilization Fund*</u>	84.394	29.00	\$2,407,942.00	\$2,407,942.00	\$2,407,942.00
	Total	38.36	\$2,465,655.00	\$2,465,655.00	\$2,465,655.00
		Jobs Created / Retained	Amt Awarded	Amt Received	Amt Expended
Public University Grand Total		1,257.50	\$326,745,975.93	\$259,867,898.38	\$261,520,525.45
*Sub-grants from state agencies are not included in the Public University Grand Total to prevent double-counting these funds and jobs, however State Fiscal Stabilization Fund - Education sub-grants are included in this total and not the State Agency Grand Total as the Office of the Governor is a pass-through for this program.					
**Grants that are grey in color have been fully expended and are currently closed.					

Appendix A- Definitions

Amount Awarded

The total dollar amount of ARRA funds that an agency/institution is expecting to receive over the life of the grant/program.

Amount Received or Invoiced

The total cumulative dollar amount of ARRA funds received through draw-down, reimbursement or invoice.

Amount Expended

The total cumulative dollar amount of ARRA funds that the agency/institution has spent for the grant/program at the time of this report.

Quarterly Jobs Created/Retained

Quarterly Jobs Created/Retained are calculated by dividing the total number of hours worked and funded by the Recovery Act during the reporting quarter by the total number of hours in a full-time work schedule during the quarter. This yields the total number of full-time equivalent jobs (FTE) funded by the Recovery Act during the reporting quarter, but does not reflect jobs created/retained in previous quarters (or the lack thereof). Due to numerous changes in federal guidance on reporting jobs since the Recovery Act was passed the State of Alabama cannot accurately calculate the total number of jobs created/retained by Recovery Act funding over the lifetime of the Act.

Appendix B- Job Descriptions

State Government Agencies

ADECA

14.255 – Community Development Block Grant

Pipelayers, Laborers, Truck Drivers, Construction Foremen/Supervisors, Drillers, Painters, Asphalt Paver Operators, Trackhoe Operator, Loader Operator, Backhoe Operator, Milling Machine Operator, and Traffic Controller.

93.710 - Community Services Block Grant

The jobs that were created/retained are with Alabama's Community Action Agencies. These staff will assist in providing services to low-income individuals and families in order to assist them in becoming self-sufficient. Other positions include administrative and technology support at the Community Action Agencies.

16.803 - Edward Byrne Memorial Justice Assistance Grant

Law Enforcement Officers, District Attorney's, Bookkeepers, Accountants, Administrative Support Personnel

81.128 - Energy Efficiency and Conservation Block Grants

No jobs or positions created at this time.

81.117 - Energy Efficiency and Renewable Energy - Reducing Industrial Energy Use in Alabama

No jobs or positions created at this time.

81.127 - Energy Efficient Appliance Rebate Program

\$350,000.00

No jobs or positions created at this time.

14.257 - Homelessness Prevention

The project administrator will implement the program, oversee compliance, personnel management and monitor and evaluate the project. The housing locator will locate housing, oversee lessor relationships and conduct housing inspections. Case managers will accept referrals, determine eligibility, develop case plans for housing independence, refer to other community resources and services, request payments for rent, utilities and approved services, monitor client progress and recertify households.

11.558 - State Broadband Data and Development Program

N/A

81.122 - State Energy Assurance Initiative

No jobs or positions created at this time.

81.041 - State Energy Program Formula Grants

Two conditional Program Manager positions were created to assist with the implementation of ARRA funding. Their duties include project management and ensuring compliance with ARRA provisions. Eight existing positions are partially funded with ARRA funding. These positions include one Energy Management Engineer who assists with project management and technical review, six Program Managers who manage subgrantee projects and ensure compliance with ARRA provisions, and one administrative support position to assist with daily operating activities.

16.801 - Victims of Crime Act Victim Assistance Formula Grant

ARRA VOCA funding has been of great value to providers of direct services to crime victims in the State of Alabama. The funding has provided for the creation or retention of the following types of jobs: victims advocates, court advocates, crisis line workers, Sexual Assault Nurse Examiners, domestic violence shelter managers, night and relief workers for shelter programs, child advocates, forensic interviewers, counselors, etc. ARRA VOCA subgrantees have expressed great appreciation for their Recovery Act funding and state that it has provided positive results within their communities. Additionally, the administrative funds of the ARRA VOCA funds have paid a portion of program management and program integrity monitoring salaries. The State of Alabama has awarded all of its ARRA VOCA funding and more than 50% of the federal award has been drawn down.

16.588 - Violence Against Women Act Services Training Officers and Prosecutors

The positions retained by the Recovery funding include: 6 state court information systems personnel; 2 sheriff deputies; 8 victim service officers; 4 intake service advocates; 7 prosecutors; 5 legal/court advocates; 2 SANE nurses; 2 crisis line coordinators; 5 counselors; 3 shelter managers; 15 administrative/management positions.

Appendix B- Job Descriptions

81.042 - Weatherization Formula Grants

The jobs created and retained as a result of funding provided from the American Recovery and Reinvestment Act (ARRA) include contractor labor for installation of weatherization measures, subrecipient staff, and recipient staff. The contractor labor includes weatherization workers, doors and windows replacement workers, and HVAC workers. The subrecipients who administer the Weatherization Assistance Program locally have hired new employees or were able to retain staff because of ARRA. Subrecipients have hired administrative assistants and energy auditors to accelerate the applicant intake process as well as the assessment of dwellings to be weatherized. Finally, the recipient has hired monitors to ensure that subrecipients are meeting production goals, provide training and technical assistance for subrecipients, and attend to duties which have been expanded as a result of the unprecedented ARRA Weatherization funding.

17.258, 17.259 & 17.260 - WIA Adult, Dislocated Workers, and Youth Programs

Jobs Created include direct hours charged by: WIA State Level Staff (2.44 FTE), Alabama Workforce Investment Area staff (4.31 FTE), Jefferson County Center for Workforce (2.08 FTE), and Mobile Works, Inc. staff (.84 FTE). The Alabama Workforce Investment Area is funding 23 stand-alone training programs throughout the 65-county Workforce Investment Area. Instructors hired to conduct the training for these programs account for 14.41 FTE during the quarter Oct 1 - December 31, 2009.

Administrative Office of the Courts

16.588 - Violence Against Women Act Services Training Officers and Prosecutors

See ADECA (Prime Recipient)

Agriculture and Industries

10.086 - Aquaculture Grant

Managers of catfish farms and catfish farm employees that maintain ponds and fish

Coalition Against Domestic Violence

16.556 - Grants to State Domestic Violence and Sexual Assault Coalitions

Economic Justice Coordinator

14.257 - Homeless Prevention and Rapid Re-Housing Program

See ADECA (Prime Recipient)

16.588 - Violence Against Women Act Services Training Officers and Prosecutors

See ADECA (Prime Recipient)

Conservation

15.656 - Land Owner Incentive

N/A

10.688 - Longleaf Restoration ARRA Project I & II

See Forestry (Prime Recipient)

97.116 - Port Security Grant Program - State Police Patrol Boat for the Port of Guntersville

No jobs have been created because no funds have been received yet. Once funds are received and paid to the shipbuilding

97.116 - Port Security Grant Program - State Police Patrol Boat for the Port of Mobile

No jobs have been created because no funds have been received yet. Once funds are received and paid to the shipbuilding

Appendix B- Job Descriptions

Corrections

16.803 - Edward Byrne Memorial Justice Assistance Grant

See ADECA (Prime Recipient)

81.041 - State Energy Program Formula Grants

See ADECA (Prime Recipient)

84.397 - State Fiscal Stabilization Fund - General Government

See State Fiscal Stabilization Fund - Office of the Governor (Prime Recipient)

Council on the Arts

45.025 - Arts and the American Recovery & Reinvestment Act of 2009

ARRA funds will support the following positions: 10 Arts Administrative positions, 5 Artistic positions, 1 Arts Education position, 2 Technical positions

Crime Victims Compensation Commission

16.802 - Victim Compensation Formula Grant

Project has not started, therefore, there is no description of jobs created.

Criminal Justice Information Center

16.810 - Assistance to Rural Law Enforcement: Infrastructure Support for "MOVE" Rural Information Sharing

Funding was requested for six positions. ACJIC has developing the required documentation begin the hiring process through the State Personnel Department. One position has been hired and the rest are in process.

16.810 - Assistance to Rural Law Enforcement: Providing NCIC Access to Rural Areas in Alabama

Funding was requested for one new hire position. ACJIC is currently in the process of developing the required documentation needed to initiate the hiring process through the State Personnel Department. This position is a sworn law enforcement position classified as a Field Agent.

Dauphin Island Sea Lab / Marine Environmental Science Consortium

11.463 - Coastal Alabama Economic Recovery and Ecological Restoration Project

Data Unavailable (Sub-recipient of non-state entity)

47.082 - Undergraduate Research Experiences in Coastal and Nearshore Marine Systems of the Northeastern Gulf of Mexico

N/A

Appendix B- Job Descriptions

Education

10.579 - Child Nutrition - NSLP Equipment

Not Applicable

10.568 - Child Nutrition - TEFAP Administration

The Alabama State Department of Education sub-recipients and their vendors have retained 4 administrative support staff with funding provided through ARRA TEFAP funding. By retaining these employees, employment has been provided to 4 FTEs during these difficult economic times and helped ensure that TEFAP food has been distributed in the most effective manner possible.

84.386 - Enhancing Education Through Technology

School Support Personnel

84.391 - Individuals with Disabilities Education Act

Teachers, Other Certificated School Personnel, School Support Personnel

84.387 - McKinney-Vento Homeless Children and Youths Program

Teacher, School Support Personnel

84.392 - Special Education - Preschool Grants

Teachers, Other Certificated School Personnel, School Support Personnel

84.394 - State Fiscal Stabilization Fund - Education

See State Fiscal Stabilization Fund - Office of the Governor (Prime Recipient)

84.389 - Title I Grants

Teachers, Other Certificated School Personnel, School Support Personnel

Environmental Management

66.818 - Brownfields Revolving Loan Program

There are no activities to report.

66.458 - Clean Water State Revolving Fund

Grant will preserve and create jobs through the investment in wastewater infrastructure projects.

66.454 - CWA Section 604(b) Set-Aside

Environmental Eng. Manager 132 hours; Environmental Eng. Specialist, Senior 136 hours; Environmental Scientist, Senior 7 hours; Administrative Support Asst. II 44 hours; Environmental Eng. Specialist; Chemist II; 319 hours total: 319/520 = .61 FTE

66.468 - Drinking Water State Revolving Fund

Grant will preserve and create jobs through the investment in wastewater infrastructure projects.

66.805 - Leaking Underground Storage Tanks

Environmental consultants, drillers, and laboratory staff.

66.040 - State Clean Diesel Grant Program

There were no jobs created or retained.

Finance

84.397 - State Fiscal Stabilization Fund - General Government

N/A

Appendix B- Job Descriptions

Forestry Commission

10.688 - Cogongrass

Staff Accountant for Alabama Forestry Commission to oversee and administer ARRA Grants. Contractors for Larson and McGowin Inc. Contractor 1 job responsibilities are to assess known cogongrass infestation sites for correct acreage and GPS points; scout for new cogongrass infestation sites and GPS points; confirm property ownership on infested sites and contact landowners to sign access and treatment/monitoring agreements. Contractor 2 job responsibilities are to create GIS maps to be used by spray contractors in fulfilling duties specified in their respective contracts; assist in duties assigned by Education/PR Manager regarding maps and database modifications.

10.688 - Longleaf Restoration

Staff Accountant for Alabama Forestry Commission to oversee and administer ARRA Grants. Workers for the Longleaf Alliance cleared the understory and prep land for planting of longleaf seedlings by mulching. The Longleaf Alliance also had workers planting seedlings. Alabama Department of Conservation had workers performing duties such as longleaf pine seedling extraction, shipping, sowing, cone gathering, site prep and burning, management and delivery. A Conservation Officer supervised all the work performed.

10.688 - Prescribed Burning & Hazardous Fuel Reduction

Grant has just been received no jobs have been created yet.

Governor's Office of Faith-Based and Community Initiatives

94.006 - AmeriCorps Programs

Due to Recovery funding, we created and retained 25 AmeriCorps member positions - Member Service Year (MSY). While AmeriCorps members are not considered employees, they are providing services described in the project description section.

93.711 - Strengthening Communities Fund - State, Local and Tribal Government Capacity Building Program

Program Manager for SCF project - able to retain 1 FTE

Housing Finance Authority

14.258 - Tax Credit Assistance Program

By using the Full-Time Equivalent methodology sub-recipients have acknowledged the jobs created/retained are in the

N/A - Tax Credit Exchange Program

N/A

Appendix B- Job Descriptions

Human Resources

93.713 - Child Care & Development Fund

N/A

93.563 - Child Support Enforcement

N/A

93.778 - FMAP Increase

N/A

10.551 - Food Assistance (SNAP) Client Benefits

N/A

93.658 & 93.659 - Foster Care and Adoption Assistance FMAP Increase

N/A

10.561 - SNAP Administration

N/A

93.558 - TANF - Emergency Contingency Fund

N/A

Industrial Relations

17.275 - Competitive Grants for Worker Training and Placement in High Growth and Emerging Industry Sectors

CFDA # 17.275 - None as of date until project starts.

17.245 - Expansion of Trade Adjustment Assistance Program

N/A

17.225 - Extension of Emergency Unemployment Compensation Program

N/A

17.225 - Increase in Unemployment Compensation Benefits

N/A

N/A - Interest Free Loan for Trust Fund Deficit

N/A

17.225 - Special Transfer for Unemployment Compensation Administration

N/A

17.207 - State Unemployment Insurance and Employment Service Operations

Employment Service Representative, ARRA Project Supervisor, ARRA Coordinator, ARRA Driver/Custodian, Trainer-Construction, Bookkeeper, Administrative Assistant, Employment Security Temporary Clerk, Receptionist, Clerk, Cashier, Housekeeper, Maintenance Technician, Domestic Violence Shelter Specialist, Hardware Engineer, Accountant, Inventory Control Specialist, Sexual Assault Nurse Examiner Program Manager. Employment Impact - more customer service, more skilled workers, and boost to the economy.

Institute for the Deaf and Blind

10.579 - Child Nutrition - NSLP Equipment

See Education (Prime Recipient)

84.393 - IDEA Part C Early Intervention

See Rehabilitation Services (Prime Recipient)

The financial information below is a reflection of the data submitted by State-funded agencies and institutions to the Alabama Department of Finance each month. Jobs data is collected quarterly.

Appendix B- Job Descriptions

Medicaid

93.778 - FMAP Increase

N/A

Mental Health

93.778 - FMAP Increase

N/A

84.393 - IDEA Part C Early Intervention

See Rehabilitation Services (Prime Recipient)

Military

12.401 - Special Military Cooperative Agreement: Facilities Sustainment, Restoration and Modernization

Inspector

Postsecondary Education (Alabama Community College System)

17.258, 17.259, 17.260 - Workforce Investment Act

See ADECA (Prime Recipient)

Prosecution Services

16.803 - Edward Byrne Memorial Justice Assistance Grant

See ADECA (Prime Recipient)

16.588 - Violence Against Women Act Services Training Officers and Prosecutors

See ADECA (Prime Recipient)

Appendix B- Job Descriptions

Public Health

93.720 - Ambulatory Surgical Center Healthcare-Associated Infection Prevention Initiative

N/A

93.778 - FMAP Increase

N/A

93.717 - Healthcare Associated Infections Grants

HAI Program Manager 1FTE: This position directs the overall operation of the project, both fiscal and programmatic; responsible for overseeing the implementation of project activities, coordination with other agencies, development of materials, provisions of in-service and training, conducting and coordinating meetings; directs the gathering, tabulating, and interpreting of required data; responsible for overall program evaluation and for staff performance evaluation; and is the responsible authority for insuring necessary reports/documentation are submitted to HHS and the CDC. This position relates to all program objectives. HAI Staff Epidemiologist

1FTE: This position analyzes individual HAI hospital facility data for compliance with Alabama law and CDC grant requirements; develops, tests, implements, and modifies all validation and risk adjusted methodologies based upon generally accepted statistical and epidemiological formulas to account for variations in patient morbidity and diagnoses to produce required reports in support of the HAI program; and develops and maintains NHSN system expertise in order to ensure hospital facility training and assistance.

93.414 - Primary Care Offices

N/A

93.402 - State Loan Repayment Program

Professional healthcare jobs will be filled by ARRA State Loan Repayment Awardees, who will provide primary care to populations in critical health professional shortage areas.

93.712 - Strengthening the Evidence Based Epidemiology and Laboratory Capacity for Infectious Diseases

Staff Epidemiologist to monitor automatic reportable condition/disease databases and manual reports; contact healthcare providers to encourage collection of specimens for serotyping; conducting control studies; generating epidemiological studies; and, the like. Staff Microbiologist responsible for specimen acceptance, testing, reporting results and collaborating with Staff Epidemiologist regarding test results.

93.712 - Supplemental Funding for Reaching More Children and Adults

N/A

10.578 - Supplemental Nutrition Program for Women, Infants and Children

A certified program manager has been hired.

Public Safety

16.800 - Internet Crimes Against Children Program

Law Enforcement Category - Special Agent-Arresting officer to investigate Internet Crimes against Children.
 Calculation(Based on 40hr workweek) = July09-Sep09; 528 hours worked/760 cumulative hours since program effective date of 5/21/09= .69 FTE. The Special Agent under the Law Enforcement Category was hired on the ICAC Recovery grant on July 1, 2009. Through the hiring of the Special Agent the implementation stage and the accomplishment of objective one of the grant has begun. One of three positions has been created thereby complying with the American Reinvestment and Recovery Act stated purpose to create and/or retain jobs. The Special Agent as an investigator has: increased the staffing level from four to five investigators, conducted covert on-line investigations which have resulted in the issuance of two search warrants, investigated cyber-tips which have resulted in three ICAC cases being opened and is scheduled to attend the ICAC Investigative Techniques Class that is sponsored by Fox Valley College in December, 2009. The Special Agent has also implemented ADPS's objective of increasing the investigative technical assistance sessions provided by ICAC agents to nonmember law enforcement agencies by assisting in eight investigations conducted by officers and agencies outside of ADPS. Also as a part of ADPS objectives, the new position has decreased the amount of time investigative agents dedicate to administrative office work.

Appendix B- Job Descriptions

Rehabilitation Services

84.390 - Basic Support (Vocational Rehabilitation)

N/A

93.778 - FMAP Increase

N/A

84.393 - IDEA Part C Early Intervention

Special Instructor, Social Worker, and Service Coordinator

84.398 - Independent Living Services

N/A

84.399 - OASIS - Services to the Older Blind

N/A

Senior Services

93.778 - FMAP Increase

N/A

17.235 - Senior Community Service Employment Program

N/A

93.707 - Senior Nutrition Program - Congregate Services

Positions retained at statewide vendor level.

93.705 - Senior Nutrition Program - Delivered

Positions retained at statewide vendor level.

State Fiscal Stabilization Fund (Office of the Governor)

84.393 - Education (Includes K-12 Education, Postsecondary, and Four Year Institutions)

Instructors/faculty, EMT program coordinator, librarian, website coordinator, associate director of planning & Research, administrative staff, janitorial staff, Coach, Security staff, Child development Coordinator, Principals, certificated school personnel, school support personnel, and professors

84.397 - General Government

Department of Corrections' Administrative Personnel, Correctional Industries personnel, Correctional Officers and other Correctional facility personnel, and Correctional institutional support personnel

Transportation

20.205 - Highway Investment

Highway construction skills (such as truck drivers, equipment operators, labors, clerical), construction inspection, support engineering services.

66.040 - State Clean Diesel Grant Program

See Environmental Management (Prime Recipient)

20.507 - Transit Capital Assistance and Capital Investment

None for quarter ending 12/31/2009.

20.509 - Transit Capital Assistance and Capital Investment

None for quarter ending 12/31/2009.

Youth Services

93.778 - FMAP Increase

N/A

Appendix B- Job Descriptions

Public Two-Year Colleges

Alabama Southern Community College

20.205 - Highway Investment

See Transportation (Prime Recipient)

84.394 - State Fiscal Stabilization Fund - Education

See State Fiscal Stabilization Fund - Office of the Governor (Prime Recipient)

17.258, 17.259, 17.260 - Workforce Investment Act

See ADECA (Prime Recipient)

Bevill State Community College

84.033 - Federal Work Study

Federal Work Study Program Jobs

93.407 - Scholarships for Disadvantaged Students - Health Professions

N/A

84.394 - State Fiscal Stabilization Fund - Education

See State Fiscal Stabilization Fund - Office of the Governor (Prime Recipient)

17.258, 17.259, 17.260 - Workforce Investment Act

See ADECA (Prime Recipient)

Bishop State Community College

84.033 - Federal Work Study

Federal Work Study Program Jobs

84.394 - State Fiscal Stabilization Fund - Education

See State Fiscal Stabilization Fund - Office of the Governor (Prime Recipient)

Calhoun Community College

84.033 - Federal Work Study

Federal Work Study Program Jobs

93.407 - Scholarships for Disadvantaged Students - Health Professions

N/A

84.394 - State Fiscal Stabilization Fund - Education

See State Fiscal Stabilization Fund - Office of the Governor (Prime Recipient)

17.258, 17.259, 17.260 - Workforce Investment Act

See ADECA (Prime Recipient)

Central Alabama Community College

84.394 - State Fiscal Stabilization Fund - Education

See State Fiscal Stabilization Fund - Office of the Governor (Prime Recipient)

Chattahoochee Valley Community College

84.394 - State Fiscal Stabilization Fund - Education

See State Fiscal Stabilization Fund - Office of the Governor (Prime Recipient)

17.258, 17.259, 17.260 - Workforce Investment Act

See ADECA (Prime Recipient)

Appendix B- Job Descriptions

Drake State Technical College

84.394 - State Fiscal Stabilization Fund - Education

See State Fiscal Stabilization Fund - Office of the Governor (Prime Recipient)

Enterprise State Community College

84.394 - State Fiscal Stabilization Fund - Education

See State Fiscal Stabilization Fund - Office of the Governor (Prime Recipient)

Faulkner State Community College

84.394 - State Fiscal Stabilization Fund - Education

See State Fiscal Stabilization Fund - Office of the Governor (Prime Recipient)

Gadsden State Community College

84.033 - Federal Work Study

Federal Work Study Program Jobs

84.394 - State Fiscal Stabilization Fund - Education

See State Fiscal Stabilization Fund - Office of the Governor (Prime Recipient)

Ingram State Technical College

84.394 - State Fiscal Stabilization Fund - Education

See State Fiscal Stabilization Fund - Office of the Governor (Prime Recipient)

17.258, 17.259, 17.260 - Workforce Investment Act

See ADECA (Prime Recipient)

Jefferson Davis Community College

84.394 - State Fiscal Stabilization Fund - Education

See State Fiscal Stabilization Fund - Office of the Governor (Prime Recipient)

Jefferson State Community College

84.033 - Federal Work Study

Federal Work Study Program Jobs

93.407 - Scholarships for Disadvantaged Students - Health Professions

N/A

84.394 - State Fiscal Stabilization Fund - Education

\$144,981.00

See State Fiscal Stabilization Fund - Office of the Governor (Prime Recipient)

17.258, 17.259, 17.260 - Workforce Investment Act

See ADECA (Prime Recipient)

Lawson State Community College

84.033 - Federal Work Study

Federal Work Study Program Jobs

84.394 - State Fiscal Stabilization Fund - Education

See State Fiscal Stabilization Fund - Office of the Governor (Prime Recipient)

Appendix B- Job Descriptions

Lurleen B. Wallace Community College

84.033 - Federal Work Study

Federal Work Study Program Jobs

84.394 - State Fiscal Stabilization Fund - Education

See State Fiscal Stabilization Fund - Office of the Governor (Prime Recipient)

17.258, 17.259, 17.260 - Workforce Investment Act

See ADECA (Prime Recipient)

Marion Military Institute

84.394 - State Fiscal Stabilization Fund - Education

See State Fiscal Stabilization Fund - Office of the Governor (Prime Recipient)

Northeast Alabama Community College

84.394 - State Fiscal Stabilization Fund - Education

See State Fiscal Stabilization Fund - Office of the Governor (Prime Recipient)

17.258, 17.259, 17.260 - Workforce Investment Act

See ADECA (Prime Recipient)

Northwest-Shoals Community College

84.394 - State Fiscal Stabilization Fund - Education

See State Fiscal Stabilization Fund - Office of the Governor (Prime Recipient)

Reid State Technical College

93.407 - Scholarships for Disadvantaged Students - Health Professions

N/A

84.394 - State Fiscal Stabilization Fund - Education

See State Fiscal Stabilization Fund - Office of the Governor (Prime Recipient)

Shelton State Technical College

84.033 - Federal Work Study

Federal Work Study Program Jobs

84.394 - State Fiscal Stabilization Fund - Education

See State Fiscal Stabilization Fund - Office of the Governor (Prime Recipient)

Snead State Technical College

84.394 - State Fiscal Stabilization Fund - Education

See State Fiscal Stabilization Fund - Office of the Governor (Prime Recipient)

17.258, 17.259, 17.260 - Workforce Investment Act

See ADECA (Prime Recipient)

Appendix B- Job Descriptions

Southern Union State Community College

84.033 - Federal Work Study

Federal Work Study Program Jobs

84.394 - State Fiscal Stabilization Fund - Education

See State Fiscal Stabilization Fund - Office of the Governor (Prime Recipient)

17.258, 17.259, 17.260 - Workforce Investment Act

See ADECA (Prime Recipient)

Trenholm State Technical College

84.394 - State Fiscal Stabilization Fund - Education

See State Fiscal Stabilization Fund - Office of the Governor (Prime Recipient)

17.258, 17.259, 17.260 - Workforce Investment Act

See ADECA (Prime Recipient)

Wallace State Community College (Dothan)

84.394 - State Fiscal Stabilization Fund - Education

See State Fiscal Stabilization Fund - Office of the Governor (Prime Recipient)

17.258, 17.259, 17.260 - Workforce Investment Act

See ADECA (Prime Recipient)

Wallace State Community College (Hanceville)

84.033 - Federal Work Study

Federal Work Study Program Jobs

93.407 - Scholarships for Disadvantaged Students - Health Professions

N/A

84.394 - State Fiscal Stabilization Fund - Education

See State Fiscal Stabilization Fund - Office of the Governor (Prime Recipient)

17.258, 17.259, 17.260 - Workforce Investment Act

See ADECA (Prime Recipient)

Wallace Community College (Selma)

84.394 - State Fiscal Stabilization Fund - Education

See State Fiscal Stabilization Fund - Office of the Governor (Prime Recipient)

Appendix B- Job Descriptions

Public Universities

Note: Research-based grants/programs are not shown due to the high number of these grants. Jobs created/retained by these programs include professors, researchers, graduate students, students, and temporary positions.

Alabama A&M University

84.033 - Federal Work Study

Federal Work Study Program Jobs

84.394 - State Fiscal Stabilization Fund - Education

See State Fiscal Stabilization Fund - Office of the Governor (Prime Recipient)

Alabama State University

84.033 - Federal Work Study

Federal Work Study Program Jobs

84.394 - State Fiscal Stabilization Fund - Education

See State Fiscal Stabilization Fund - Office of the Governor (Prime Recipient)

Athens State University

84.033 - Federal Work Study

Federal Work Study Program Jobs

84.394 - State Fiscal Stabilization Fund - Education

See State Fiscal Stabilization Fund - Office of the Governor (Prime Recipient)

Auburn University

45.024 - Alabama Prison Arts and Education Program

Art Instructors (Educational)

84.033 - Federal Work Study (Auburn and AUM)

Federal Work Study Program Jobs

20.205 - Highway Investment

See Transportation (Prime Recipient)

84.394 - State Fiscal Stabilization Fund - Education

See State Fiscal Stabilization Fund - Office of the Governor (Prime Recipient)

Jacksonville State University

84.033 - Federal Work Study

Federal Work Study Program Jobs

84.394 - State Fiscal Stabilization Fund - Education

See State Fiscal Stabilization Fund - Office of the Governor (Prime Recipient)

Troy University

84.033 - Federal Work Study

Federal Work Study Program Jobs

84.394 - State Fiscal Stabilization Fund - Education

See State Fiscal Stabilization Fund - Office of the Governor (Prime Recipient)

16.801 - Victims of Crime Act Victim Assistance Formula Grant

See ADECA (Prime Recipient)

Appendix B- Job Descriptions

University of Alabama

84.033 - Federal Work Study

Federal Work Study Program Jobs

84.181 - IDEA Part C Early Intervention

See Rehabilitation Services (Prime Recipient)

84.394 - State Fiscal Stabilization Fund - Education

See State Fiscal Stabilization Fund - Office of the Governor (Prime Recipient)

University of Alabama at Birmingham

84.033 - Federal Work Study

Federal Work Study Program Jobs

84.181 - IDEA Part C Early Intervention

See Rehabilitation Services (Prime Recipient)

84.394 - State Fiscal Stabilization Fund - Education

See State Fiscal Stabilization Fund - Office of the Governor (Prime Recipient)

University of Alabama in Huntsville

84.033 - Federal Work Study

Federal Work Study Program Jobs

84.394 - State Fiscal Stabilization Fund - Education

See State Fiscal Stabilization Fund - Office of the Governor (Prime Recipient)

University of Montevallo

84.033 - Federal Work Study

Federal Work Study Program Jobs

84.394 - State Fiscal Stabilization Fund - Education

See State Fiscal Stabilization Fund - Office of the Governor (Prime Recipient)

University of North Alabama

84.033 - Federal Work Study

Federal Work Study Program Jobs

84.394 - State Fiscal Stabilization Fund - Education

See State Fiscal Stabilization Fund - Office of the Governor (Prime Recipient)

University of South Alabama

84.033 - Federal Work Study

Federal Work Study Program Jobs

84.394 - State Fiscal Stabilization Fund - Education

See State Fiscal Stabilization Fund - Office of the Governor (Prime Recipient)

University of West Alabama

84.033 - Federal Work Study

Federal Work Study Program Jobs

84.394 - State Fiscal Stabilization Fund - Education

See State Fiscal Stabilization Fund - Office of the Governor (Prime Recipient)